



## Residential Product Line



# Contents

American Tradition™ 9000 Series Carriage House Models Insulated Steel & Overlay / 2½" thick / R-16.77 Insulated Steel & Overlay / 2" thick / R-13.45	p 2-7
Residential Aluminum 360 Series Full View Aluminum / 2" thick	p 8-9
5000 Series Insulated Aluminum / 2" thick / R-17.66 Insulated Aluminum / 1¾" thick / R-16.18	p 10-11
2000 Series Insulated Steel / 2" thick / R-17.66	p 12-13
700 Series Insulated Steel / 1¾" thick / R-16.18	p 14-15
600 Series Insulated Steel / 1½" thick / R-13.45	p 16-17
2400 Series 24 Gauge Steel / 2" thick / R-7.45 Available	p 18-19
2500 Series 25 Gauge Steel / 2" thick / R-7.45 Available	p 20-21
SelectView Options	p 22-23
Glass Options	p 23
Window Options	p 24-27
Residential Warranty and Product Gauge Information	p 28
Wind Load & Accessories	p 28
Quality & Environmental Commitment	p 29

# Quality People. Quality Products.



We value our customers and manufacture our garage doors with the highest quality workmanship and raw materials.

Our method is simple. We hire quality people driven to produce quality products. We don't just say it - we do it. Together, we find innovative ways to solve problems and continuously improve while working smarter and safer. Our people take pride in their work and strive to provide the highest quality of product and service day in and day out. That's the Haas Door Difference.

As you read forward, allow us to open a door to endless possibilities for you!

[haasdoor.com](http://haasdoor.com)



Create your garage door and view it on your home at **haascreate.com**






## FEATURES

- 2<sup>5</sup>/<sub>8</sub>" or 2" Thick with Overlay with Full Thermal Break
- 17.66 Calculated R-Value (9200 Models); 13.45 Calculated R-Value (9600 Models)
- Environmentally Compliant Polyurethane Insulation
- 26-Gauge Galvanized Steel
- Polyurethane Overlay Boards
- 13 Base & Overlay Colors
- 12 Door Designs
- 10 Window Options
- 4 Impact Polycarbonate Glazing Options
- Available with Wind Load & Impact Options
- Industry Leading Warranty
  - Lifetime Rust-Through & Delamination
  - 10 Year Finish
  - 6 Year Hardware
  - 5 Year Overlay Delamination
  - 3 Year Spring
  - 1 Year All Other Components



# American Tradition™ 9000 series

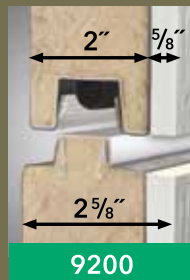


LIMITED  
**LIFETIME**  
WARRANTY


9630 in carbon black with arch 3-pane dark gray/dark gray windows



9240 in gray with white overlays




9200



9600

A Full Thermal Break is used in the tongue-and-groove construction of all 9000 series doors. This rigid vinyl extrusion seals the joints and eliminates metal-to-metal contact, which limits the transfer of temperature.

9200 series doors include Air Infiltration Seals, which exceed the ASHRAE 90.1 Standard when installed with standard bottom seal and commonly available rigid/flexible vinyl door stop.



9621 in bronze with brown overlays, 3-pane windows, handles and hinges



9631 in mahogany

### Single Door Designs



9220/9620 Plain



9221/9621 Plain



9222/9622 Plain



9240/9640 Plain



9641 Plain



9642 Plain



9230/9630 Arch



9231/9631 Arch



9232/9632 Arch



9250/9650 Arch



9251/9651 Arch



9252/9652 Arch

### Double Door Designs



9220/9620 Plain (9230/9630 Arch)



9222/9622 Plain (9232/9632 Arch)



9241/9641 Plain (9251/9651 Arch)



9221/9621 Plain (9231/9631 Arch)



9240/9640 Plain (9250/9650 Arch)



9642 Plain (9252/9652 Arch)



Enjoy the handcrafted quality and rich traditional carriage house style without the maintenance of wood. The American Tradition™ 9000 Series doors contain environmentally compliant polyurethane insulation with a calculated R-value of 17.66 or 13.45. They are available in eight solid and five wood grain colors, with an option to mix and match any combination. (examples: almond boards on a sandstone door or carbon black boards on an american walnut door)



9621 in charcoal with ash overlays, 3-pane windows



9620 in graywood with with 3-pane windows



9652 in polar white with solid arch



9620 in english oak with 3-pane windows



9631 in almond with single arch 6-pane windows

### Solid Base & Overlay Colors



### Wood Grain Base & Overlay Colors



Color Notes: Wood grain overlays are handcrafted and can vary slightly in color like real wood.  
 \*Additional charge for Carbon Black which includes a cool chemistry paint finish but is not recommended for projects with extreme exposures to heat and sunlight.

Due to the printing process, colors may vary. For an accurate color match, contact your Haas Door dealer.



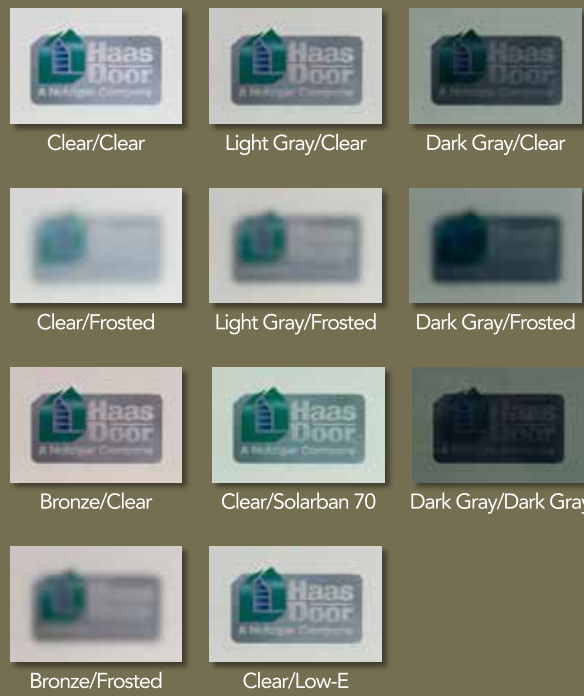
## Top Section Window Designs

Windows available in top 2 sections




## Glass Options


Insulated - 1/2" tempered (optional)



Non-Insulated - 1/8" tempered (standard)



Impact Polycarbonate - (UV rating on Clear only)



## Decorative Hardware







# Residential Aluminum 360 series

## FEATURES

- .050" Minimum Aluminum Tubular Extrusion
- Rust and Corrosion Free
- Commercial-grade Aluminum
- Tongue-and-Groove Section Joints with Air Infiltration Bulb Seal
- Optional Polystyrene Insulated Rails with Calculated R-value up to 4.4
- Custom-matched Color and Powder Coating available
- 16 Insulated Glass Options
- 13 Non-Insulated Glazing Options
- 5 Impact Polycarbonate Glazing Options

(Glazing Options on pg23)



RA360ix in national cherry with insulated rails and 1/2" dark gray/frosted glass

RA 360 Series / 1 3/4" thick



RA360 in spiced walnut rails with matching solid panels and 1/4" laminated frosted glass




RA360 in charcoal rails with 1/4" laminated frosted glass (shown with extra stiles)




RA360 in dark bronze anodized rails with 1/4" impact clear polycarbonate

## Solid Colors

Matching solid panels also available for all colors.



## Powder Coated Wood Grain Colors





## FEATURES

- 2" or 1¾" Thick with Full Thermal Break
- 17.66 Calculated R-Value (5200 Models); 16.18 Calculated R-Value (5700 Models)
- Environmentally Compliant Polyurethane Insulation
- Corrosion-Resistant Stucco Embossed Aluminum
- Air Infiltration Joint Seal (5200 Models)
- Available with Wind Load & Impact Options
- Decorative Glass Options (pg 24)
- SelectView Options (pg 22-23)
- 35 Window Options (pg 25-27)
- Industry Leading Warranty
  - Lifetime Delamination
  - 10 Year Finish
  - 6 Year Hardware
  - 3 Year Spring
  - 1 Year All Other Components



# 5000 series


MIAMI-DADE COUNTY  
APPROVED



LIMITED  
LIFETIME  
WARRANTY

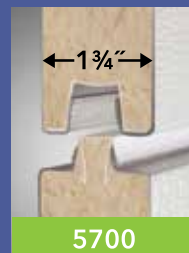
5210/5710 in polar white

5000 Series / 2" or 1¾" thick / R-17.66 or 16.18



A Full Thermal Break is used in the tongue-and-groove construction of all 5000 series doors. This rigid vinyl extrusion seals the joints and eliminates metal-to-metal contact, which limits the transfer of temperature.

5200 series doors include Air Infiltration Seals, which exceed the ASHRAE 90.1 Standard when installed with standard bottom seal and commonly available rigid/flexible vinyl door stop.



### Color Option



Polar White

### Panel Options



**Flush Stucco**  
**Model 5210** (2" thick R-17.66)  
**Model 5710** (1¾" thick R-16.18)  
 Carriage Windows p24 & 25  
 Ranch Windows p24 & 26  
 TL Windows p26  
 Standard Windows p24 & 27



**V-Groove Stucco**  
**Model 5212** (2" thick R-17.66)  
**Model 5712** (1¾" thick R-16.18)  
 TL Windows p26



**Raised Ranch Stucco Panel**  
**Model 5270** (2" thick R-17.66)  
**Model 5770** (1¾" thick R-16.18)  
 Ranch Windows p24 & 26  
**Model 5267** (2" thick R-17.66)  
**Model 5767** (1¾" thick R-16.18)  
 Carriage Windows p24 & 25  
**Model 5287** (2" thick R-17.66)  
**Model 5787** (1¾" thick R-16.18)  
 Standard Windows p24 & 27



**Raised Standard Stucco Panel**  
**Model 5280** (2" thick R-17.66)  
**Model 5780** (1¾" thick R-16.18)  
 Standard Windows p24 & 27  
**Model 5268** (2" thick R-17.66)  
**Model 5768** (1¾" thick R-16.18)  
 Carriage Windows p24 & 25  
**Model 5278** (2" thick R-17.66)  
**Model 5778** (1¾" thick R-16.18)  
 Ranch Windows p24 & 26

## Insulated Aluminum

◊ = Due to variances in window sizes, not all window and panel stamp configurations align.



## Color Options

### Wood Grain



### Solid




\*\*Additional charge for Carbon Black which includes a cool chemistry paint finish but is not recommended for projects with extreme exposures to heat and sunlight.

Due to the printing process, colors may vary.  
For accurate color samples, contact a Haas Door dealer for a color selector.

## FEATURES

- 2" Thick with Full Thermal Break
- 17.66 Calculated R-Value
- Environmentally Compliant Polyurethane Insulation
- 26-Gauge Galvanized Steel
- Air Infiltration Joint Seal
- Available with Wind Load & Impact Options
- Decorative Glass Options (pg 24)
- SelectView Options (pg 22-23)
- 35 Window Options (pg 25-27)
- Industry Leading Warranty
  - Lifetime Rust-Through & Delamination
  - 10 Year Finish
  - 6 Year Hardware
  - 3 Year Spring
  - 1 Year All Other Components



2000 series doors include **Air Infiltration Seals**, which exceed the ASHRAE 90.1 Standard when installed with standard bottom seal and commonly available rigid/flexible vinyl door stop.

A **Full Thermal Break** is used in the tongue-and-groove construction. This rigid vinyl extrusion seals the joints and eliminates metal-to-metal contact, which limits the transfer of temperature.



# 2000 series



MIAMI-DADE COUNTY APPROVED

Florida/Non-Florida Wind Load Impact/Non-Impact

Texas/Non-Texas Wind Load Impact/Non-Impact

LIMITED LIFETIME WARRANTY

2063 in uni-directional graywood with plain carriage house windows



## Panel Options



**Flush Model 2010**  
All colors except Bi-Directional wood grains  
Carriage Windows p24 & 25  
Ranch Windows p24 & 26  
TL Windows p26  
Standard Windows p24 & 27

**V-Groove Model 2012**  
All colors except Bi-Directional wood grains  
TL Windows p26

**Ribbed Short Panel Model 2060**  
Carriage Windows p24 & 25  
**Model 2072**  
Ranch Windows p24 & 26  
**Model 2082**  
Standard Windows p24 & 27

**Recessed Short Panel Model 2061**  
Carriage Windows p24 & 25  
**Model 2071**  
Ranch Windows p24 & 26  
**Model 2081**  
Standard Windows p24 & 27

**Ribbed Long Panel Model 2064**  
Carriage Windows p24 & 25  
**Model 2074**  
Ranch Windows p24 & 26

**Recessed Long Panel Model 2063**  
*(Not available in 24" sections)*  
Carriage Windows p24 & 25  
**Model 2073**  
*(Not available in 24" sections)*  
Ranch Windows p24 & 26

**Raised Ranch Panel Model 2070**  
Ranch Windows p24 & 26  
**Model 2067** ◊  
Carriage Windows p24 & 25  
**Model 2087** ◊  
Standard Windows p24 & 27

**Raised Standard Panel Model 2080**  
Standard Windows p24 & 27  
**Model 2068** ◊  
Carriage Windows p24 & 25  
**Model 2078** ◊  
Ranch Windows p24 & 26

**Raised Sculptured Panel Model 2090**  
Standard Windows p24 & 27  
**Model 2069** ◊  
Carriage Windows p24 & 25  
**Model 2079** ◊  
Ranch Windows p24 & 26



## Color Options

### Wood Grain



### Solid




\*\*Additional charge for Carbon Black which includes a cool chemistry paint finish but is not recommended for projects with extreme exposures to heat and sunlight.

Due to the printing process, colors may vary.  
For accurate color samples, contact a Haas Door dealer for a color selector.

## FEATURES

- 1 $\frac{3}{4}$ " Thick with Full Thermal Break
- 16.18 Calculated R-Value
- Environmentally Compliant Polyurethane Insulation
- 26-Gauge Galvanized Steel
- Available with Wind Load & Impact Options
- Decorative Glass Options (pg 24)
- SelectView Options (pg 22-23)
- 35 Window Options (pg 25-27)
- Industry Leading Warranty
  - Lifetime Rust-Through & Delamination
  - 10 Year Finish
  - 6 Year Hardware
  - 3 Year Spring
  - 1 Year All Other Components



A Full Thermal Break is used in the tongue-and-groove construction of all 700 series doors. This rigid vinyl extrusion seals the joints and eliminates metal-to-metal contact, which limits the transfer of temperature.



# 700 series



MIAMI-DADE COUNTY  
APPROVED


Florida/Non-Florida  
**Wind Load**  
Impact/Non-Impact

Texas/Non-Texas  
**Wind Load**  
Impact/Non-Impact

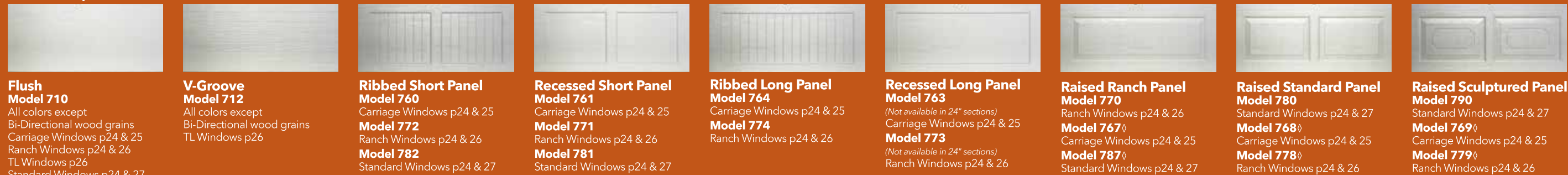
LIMITED  
**LIFETIME**  
WARRANTY

764 in sandstone with 3-pane windows, hinges and handles

700 Series / 1 $\frac{3}{4}$ " thick / R-16.18



## Panel Options






# Color Options

## Wood Grain



Bi-Directional American Walnut\*   Bi-Directional English Oak   Bi-Directional Ash   Bi-Directional Mahogany



Uni-Directional American Walnut   Uni-Directional English Oak   Uni-Directional Ash   Uni-Directional Mahogany



Uni-Directional Graywood

The pre-painted wood grain finish is baked on to ensure a durable and long lasting door. Steel wood grain colors feature a 10 year finish warranty.  
Bi-Directionals feature a light stucco embossment. Uni-Directionals feature a wood grain embossment.  
\*Bi-Directional American Walnut not available on 70, 71, 72, 73, 74, 80, 81, 82 & 90 models

## Solid



Polar White   Almond   Sandstone   Bronze



Brown   Gray   Charcoal   Carbon Black\*\*

\*\*Additional charge for Carbon Black which includes a cool chemistry paint finish but is not recommended for projects with extreme exposures to heat and sunlight.

Due to the printing process, colors may vary.  
For accurate color samples, contact a Haas Door dealer for a color selector.

# FEATURES


- 1<sup>3</sup>/<sub>8</sub>" Thick with Full Thermal Break
- 13.45 Calculated R-Value
- Environmentally Compliant Polyurethane Insulation
- 26-Gauge Galvanized Steel
- Available with Wind Load & Impact Options
- Decorative Glass Options (pg 24)
- SelectView Options (pg 22-23)
- 35 Window Options (pg 25-27)
- Industry Leading Warranty
  - Lifetime Rust-Through & Delamination
  - 10 Year Finish
  - 6 Year Hardware
  - 3 Year Spring
  - 1 Year All Other Components



A Full Thermal Break is used in the tongue-and-groove construction of all 600 series doors. This rigid vinyl extrusion seals the joints and eliminates metal-to-metal contact, which limits the transfer of temperature.



# 600 series



668 in carbon black with 3-pane windows

LIMITED LIFETIME WARRANTY

Texas/Non-Texas Wind Load Impact/Non-Impact

Florida/Non-Florida Wind Load Impact/Non-Impact


MIAMI-DADE COUNTY APPROVED



682 in mahogany with colonial windows



673 in sandstone



670 in graywood with plain windows




660 in bi-directional American Walnut with 3-pane windows

# Panel Options



**Flush Model 610**  
All colors except Bi-Directional wood grains  
Carriage Windows p24 & 25  
Ranch Windows p24 & 26  
TL Windows p26  
Standard Windows p24 & 27



**V-Groove Model 612**  
All colors except Bi-Directional wood grains  
TL Windows p26



**Ribbed Short Panel Model 660**  
Carriage Windows p24 & 25  
**Model 672**  
Ranch Windows p24 & 26  
**Model 682**  
Standard Windows p24 & 27



**Recessed Short Panel Model 661**  
Carriage Windows p24 & 25  
**Model 671**  
Ranch Windows p24 & 26  
**Model 681**  
Standard Windows p24 & 27



**Ribbed Long Panel Model 664**  
Carriage Windows p24 & 25  
**Model 674**  
Ranch Windows p24 & 26



**Recessed Long Panel Model 663**  
*(Not available in 24" sections)*  
Carriage Windows p24 & 25  
**Model 673**  
*(Not available in 24" sections)*  
Ranch Windows p24 & 26



**Raised Ranch Panel Model 670**  
Ranch Windows p24 & 26  
**Model 667** ◊  
Carriage Windows p24 & 25  
**Model 687** ◊  
Standard Windows p24 & 27



**Raised Standard Panel Model 680**  
Standard Windows p24 & 27  
**Model 668** ◊  
Carriage Windows p24 & 25  
**Model 678** ◊  
Ranch Windows p24 & 26



**Raised Sculptured Panel Model 690**  
Standard Windows p24 & 27  
**Model 669** ◊  
Carriage Windows p24 & 25  
**Model 679** ◊  
Ranch Windows p24 & 26



## FEATURES

- 2" Thick
- 24-Gauge Galvanized Steel
- Tongue-and-Groove Construction
- 7.45 R-Value available
- Available with Wind Load
- Decorative Glass Options (pg 24)
- SelectView Options (pg 22-23)
- 34 Window Options (pg 25-27)
- Industry Leading Warranty
  - Lifetime Rust-Through
  - 6 Year Hardware
  - 3 Year Spring
  - 1 Year All Other Components



Tongue-and-groove construction is used in the manufacturing of all 2400 series doors. The door shown includes optional polystyrene insulation panel. (exterior cross section view)



# 2400 series



2460 in english oak with 3-pane windows, hinges & handles

LIMITED  
**LIFETIME**  
WARRANTY

Texas/Non-Texas  
**Wind Load**  
Impact/Non-Impact


Florida/Non-Florida  
**Wind Load**  
Impact/Non-Impact

**MIAMI-DADE COUNTY**  
APPROVED

2400 Series / 2" thick / R-7.45 available




2470 in brown with colonial windows



2461 in sandstone with 3-pane windows



2460 in polar white with 6-pane windows, hinges and handles



2480 in almond

## Color Options



**Insulated Laminate Back (L)** - inside view

\* L indicates energy efficient insulated laminate back option

\*\* indicates panel is not available in 18" sections

## Panel Options



**Flush**  
Model 2410/2410L\*  
Carriage Windows p24 & 25  
Ranch Windows p24 & 26  
TL Windows p26  
Standard Windows p24 & 27

**Ribbed Short Panel\*\***  
Model 2460/2460L\*  
Carriage Windows p24 & 25  
Model 2472/2472L\*  
Ranch Windows p24 & 26  
Model 2482/2482L\*  
Standard Windows p24 & 27

**Recessed Short Panel\*\***  
Model 2461/2461L\*  
Carriage Windows p24 & 25  
Model 2471/2471L\*  
Ranch Windows p24 & 26  
Model 2481/2481L\*  
Standard Windows p24 & 27


**Raised Ranch Panel**  
Model 2470/2470L\*  
Ranch Windows p24 & 26

**Raised Standard Panel**  
Model 2480/2480L\*  
Standard Windows p24 & 27



## FEATURES

- 2" Thick
- Nominal 24-Gauge Galvanized Steel
- Tongue-and-Groove Construction
- 7.45 R-Value available
- Available with Wind Load
- Decorative Glass Options (pg 24)
- SelectView Options (pg 22-23)
- 33 Window Options (pg 25-27)
- Industry Leading Warranty
  - Lifetime Rust-Through
  - 3 Year Hardware
  - 3 Year Spring
  - 1 Year All Other Components

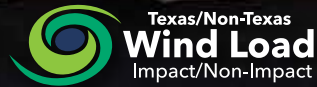


Tongue-and-groove construction is used in the manufacturing of all 2500 series doors. The door shown includes optional polystyrene insulation panel. (exterior cross section view)



# 2500 series

LIMITED  
**LIFETIME**  
WARRANTY



2560 in sandstone with 6-pane double arch windows



2580 in polar white with cascade windows



2570 in charcoal with prairie windows




2580 in polar white with plain windows and selectview option (see pg 22)



2560 in almond with 6-pane arch windows

## Color Options



**Insulated Laminate Back (L)** - inside view

\* L indicates energy efficient insulated laminate back option

\*\* indicates panel is not available in 18" sections

## Panel Options



**Ribbed Short Panel\*\***  
Model 2560/2560L\*  
Carrage Windows p24 & 25  
Model 2572/2572L\*  
Ranch Windows p24 & 26  
Model 2582/2582L\*  
Standard Windows p24 & 27

**Recessed Short Panel\*\***  
Model 2561/2561L\*  
Carrage Windows p24 & 25  
Model 2571/2571L\*  
Ranch Windows p24 & 26  
Model 2581/2581L\*  
Standard Windows p24 & 27

**Raised Ranch Panel**  
Model 2570/2570L\*  
Ranch Windows p24 & 26

**Raised Standard Panel**  
Model 2580/2580L\*  
Standard Windows p24 & 27



## SelectView Options


SelectView by Haas Door allows you to break out of the mold of a traditional garage door by placing windows in multiple patterns dependent on the window openings you desire. Whether you desire a modern take on a wood grain door or wish to match the window pattern to an entrance door, SelectView makes it easy to create a unique garage door window pattern to complement the style of your home or create a unique look. Wind Load requirements limit window placements.

### Carriage House Options



- Add windows to a flush door to create a modern, custom look to fit your home.
- Available in Flush panel models.
- Available with Decorative glass, Specialty glass & inserts.
- Largest glass window size - 39 7/16" x 13 5/8".

(Possibilities shown below, many more available)




### TL Options




- Take the ordinary residential door to extraordinary.
- Available in Flush and V-Groove models.
- 25" x 12" and 24" x 6" window sizes, large window frame matches door color.

(Possibilities shown below, many more available)




### Standard Options



- Mix windows & standard panels for a unique look.
- Available in Raised Standard stamped panel models.
- Available with Decorative glass, Specialty glass & inserts.
- 18 3/8" x 11 3/8" window size for 5000, 2000, 700 and 600 Series – 17 3/8" x 11 3/8" window size for 2400 and 2500 Series.

(Possibilities shown below, many more available)




## SelectView Options (continued)

### Ranch Options



- Create curb appeal with windows and panels.
- Available in Raised Ranch stamped panel models.
- Available with Decorative glass, Specialty glass & inserts.
- 39 3/8" x 11 1/2" size window.

(Possibilities shown below, many more available)



## Glass Options

### Insulated

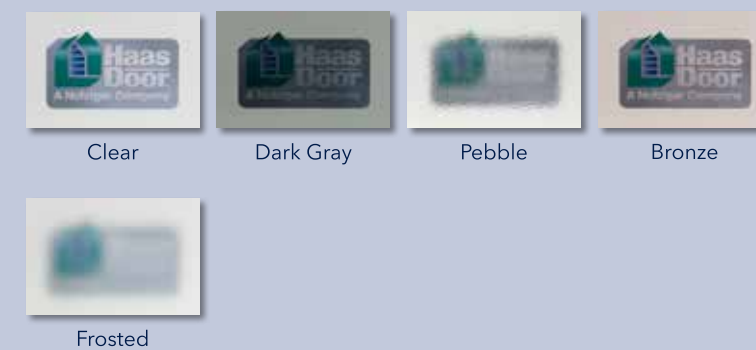


### Non-Insulated



### Impact Polycarbonate

(UV rating on Clear only)



### Additional Residential Aluminum Non-Insulated





# Decorative Glass Window Options (more details on haasdoor.com)

## Carriage House Series (not available in 18" sections)

5210, 5267, 5268  
2010, 2060, 2061, 2063, 2064, 2067, 2068, 2069  
3/4" Insulated - Clear/Clear, Clear/Frosted

5710, 5767, 5768  
710, 760, 761, 763, 764, 767, 768, 769  
610, 660, 661, 663, 664, 667, 668, 669  
1/2" Insulated - Clear/Clear, Clear/Frosted

2410, 2460, 2461  
2560, 2561  
1/8" Tempered - Clear

Emerald



Modern Craft



Prairieview



## Ranch Series

5210, 5270, 5278  
2010, 2070, 2071, 2072, 2073, 2074, 2078, 2079  
1/2" Insulated - Clear/Clear, Clear/Frosted

5710, 5770, 5778  
710, 770, 771, 772, 773, 774, 778, 779  
610, 670, 671, 672, 673, 674, 678, 679  
1/2" Insulated - Clear/Clear, Clear/Frosted

2410, 2470, 2471, 2472  
2570, 2571, 2572  
1/8" Tempered - Clear

Emerald



Modern Craft



Prairieview



## Standard Series

5210, 5280, 5287  
2010, 2080, 2081, 2082, 2087, 2090  
1/2" Insulated - Clear/Clear, Clear/Frosted

5710, 5780, 5787  
710, 780, 781, 782, 787, 790  
610, 680, 681, 682, 687, 690  
1/2" Insulated - Clear/Clear, Clear/Frosted

2410, 2480, 2481, 2482  
2580, 2581, 2582  
1/8" Tempered - Clear

Emerald



Modern Craft



Prairieview



# Window Options

## Carriage House Series (not available in 18" sections)

5210, 5267, 5268  
2010, 2060, 2061, 2063, 2064, 2067, 2068, 2069  
3/4" Insulated Tempered

5710, 5767, 5768  
710, 760, 761, 763, 764, 767, 768, 769  
610, 660, 661, 663, 664, 667, 668, 669  
1/8" Tempered  
1/2" Insulated Tempered

2410, 2460, 2461  
2560, 2561  
1/8" Tempered

3-Pane



3-Pane  
Single Arch



3-Pane  
Double Arch



4-Pane



4-Pane  
Single Arch



4-Pane  
Double Arch



6-Pane



6-Pane  
Single Arch



6-Pane  
Double Arch



8-Pane



8-Pane  
Single Arch



8-Pane  
Double Arch



Plain





# Window Options

## Ranch Series

5210, 5270, 5278  
2010, 2070, 2071, 2072, 2073, 2074, 2078, 2079  
1/2" Insulated Tempered

5710, 5770, 5778  
710, 770, 771, 772, 773, 774, 778, 779  
610, 670, 671, 672, 673, 674, 678, 679  
1/8" Tempered  
1/2" Insulated Tempered

2410, 2470, 2471, 2472  
2570, 2571, 2572  
1/8" Tempered

Cascade



Colonial



Plain



Prairie



Sherwood



## TL Series


TL Lite (25" x 12")



5210, 5212  
2010, 2012  
3/4" Insulated Tempered - Clear/Clear  
Outer frame matches door color,  
White inside frame

5710, 5712  
710, 712  
610, 612  
1/2" Insulated Tempered - Clear/Clear  
Outer frame matches door color,  
White inside frame

Small TL Lite (24" x 6")



5210, 5212  
3/4" Insulated Tempered - Clear/Clear  
Outer frame available in Black or  
White, White inside frame

5710, 5712  
710, 712  
610, 612  
1/2" Insulated Tempered - Clear/Clear  
Outer frame available in Black or  
White, White inside frame

2410, 2410L  
1/8" Tempered - Clear  
Outer frame available in Black or  
White, White inside frame

# Window Options

## Standard Series

5210, 5280, 5287  
2010, 2080, 2081, 2082, 2087, 2090  
1/2" Insulated Tempered

5710, 5780, 5787  
710, 780, 781, 782, 787, 790  
610, 680, 681, 682, 687, 690  
1/8" DSB - Clear, Frosted  
1/2" Insulated Tempered

2410, 2480, 2481, 2482  
2580, 2581, 2582  
1/8" DSB - Clear, Frosted

Cascade



Cathedral




Colonial



Plain



Prairie



Sherwood





# Residential Warranty & Product Gauge Information

## American Tradition™ 9000 Series

Insulated 26 Gauge Galvanized Steel & Overlay  
 Lifetime Delamination and Rust-Through Warranty  
 10 Year Finish Warranty  
 6 Year Hardware Warranty  
 5 Year Overlay Delamination Warranty  
 3 Year Spring Warranty  
 1 Year All Other Components

## 5000 Series

Insulated 24 Gauge Aluminum  
 Lifetime Delamination Warranty  
 10 Year Finish Warranty  
 6 Year Hardware Warranty  
 3 Year Spring Warranty  
 1 Year All Other Components

## 2400 Series

24 Gauge Galvanized Steel  
 Lifetime Rust-Through Warranty  
 6 Year Hardware Warranty  
 3 Year Spring Warranty  
 1 Year All Other Components

## Residential Aluminum 360 Series

.050" Minimum Aluminum Tubular Extrusion  
 6 Year Hardware Warranty  
 5 Year Finish Warranty  
 3 Year Spring Warranty  
 1 Year All Other Components

## 2000, 700, 600 Series

Insulated 26 Gauge Galvanized Steel  
 Lifetime Delamination and Rust-Through Warranty  
 10 Year Finish Warranty  
 6 Year Hardware Warranty  
 3 Year Spring Warranty  
 1 Year All Other Components

## 2500 Series

24 Gauge Nominal Galvanized Steel  
 Lifetime Rust-Through Warranty  
 3 Year Hardware Warranty  
 3 Year Spring Warranty  
 1 Year All Other Components



# Haas Door is Committed to Quality.

As a member of the Door and Access Systems Manufacturers Association (DASMA), Haas Door is committed to industry standards for quality and safety. In addition to these guidelines, Haas Door has developed its own quality assurance procedures.

Each raw material used in the manufacturing process is inspected daily for quality assurance. Steel used on the inside and outside skins is checked for accuracy in thickness and finish. The insulation material, a high density environmentally compliant polyurethane foam, is tested continuously on each production line to ensure that the correct density, blend of material, cure time and calculated R-values are achieved.

Samples of manufactured doors are tested for quality and durability. Doors are cycled tens of thousands of times to test the performance and endurance of the sections, hinges, springs, cables, rollers, bottom seals, and track. Strength is measured using two separate tests. Individual sections are subjected to a dead load test, and complete doors are wind load tested. This ensures that Haas garage doors will meet wind load requirements for building codes across the country.

Haas continues to perform testing outside of the manufacturing facility, as both prototype and current doors are installed in various locations and monitored for durability. External labs are also used to test specific components to ensure quality standards.

Quality people and quality products are what make Haas Door the best garage door manufacturer in the industry. Open the door to endless possibilities!



## Wind Load

Haas garage doors are available in a wide range of design pressures for wind load requirements. Contact your local dealer for more information about wind load requirements in your area.



## Advanced Paint System

All Haas garage doors include a three-tier, corrosion resistant protective finish with a polyurethane primer and a durable polyester finish coat on the interior and exterior. Haas Door's paint thickness is one of the highest in the industry.



Aluminum



Steel



Insulated Models



2400 & 2500 Series

## Weather Seal

Haas garage doors include a heavy vinyl bottom weather seal that seals out the elements and repels the most hostile weather conditions.

## Accessories

Optional decorative hardware is available on most models.




Hinges (optional)



Handles (optional, standard on 900 series)



Black nylon, white nylon, 10 ball steel roller



Powder Coated Hardware Options

## Environmental Responsibility

Haas Door Company manufactures all garage doors in the U.S. and is committed to providing quality products that are safe for our customers and to the environment. Haas garage doors are made from steel that contains 80% recycled material. A plastic thermal break, made with recycled materials, separates each door section to eliminate metal-to-metal contact and the transfer of temperature. Haas also uses environmentally compliant polyurethane insulation, which results in some of the most energy-efficient doors on the market. Good for the environment and saves energy!

Haas Door has also implemented an ongoing improvement plan to gain efficiency and reduce waste, including a recycling program for scrap metal, cardboard and plastic. Many suppliers are regional, which minimizes fuel costs, and material packaging is reused or recycled whenever possible.



# Aluminum Wood Grains



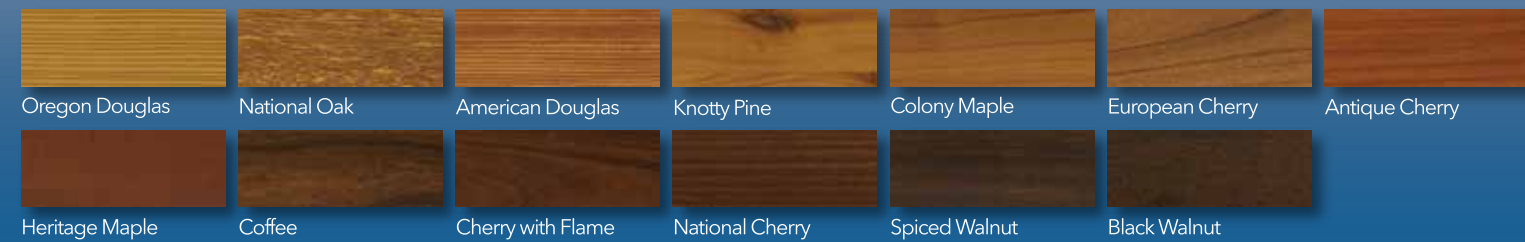
Antique Cherry

- Create a modern, contemporary look with incredibly realistic aluminum wood grain rails and a large selection of glass options.
- Also available with aluminum panels instead of glass.
- Built with commercial grade aluminum for a rust and corrosion free door.
- Durable powder coated finish with a 5 year finish warranty.
- 13 wood grain color options available in all RA360 series door models.




Antique Cherry Powder Coated

## Available Powder Coated Colors




# Bi-Directional Wood Grains



Ash

- A vertical wood grain pattern on the panel and stile contrasting with a horizontal pattern on the rails creates the appearance of a real wood door.
- The pre-painted wood grain finish is baked on to ensure a durable and long lasting door. Steel wood grain colors feature a 10 year finish warranty.
- Built with 26 gauge galvanized steel that features a light stucco embossment.
- Available in all insulated steel models with a stamped panel.



Ash Bi-Directional Pattern

## Available Bi-Directional Colors



American Walnut Stucco Embossed Bi-Directional

English Oak Stucco Embossed Bi-Directional

Mahogany Stucco Embossed Bi-Directional

Ash Stucco Embossed Bi-Directional

*Due to the printing process, colors may vary. For an accurate color match, contact your Haas Door dealer for a metal color selector.*

# Uni-Directional Wood Grains




Mahogany

- These authentic colors feature a wood grain pattern that runs horizontally to complement any of our insulated steel models.
- The pre-painted wood grain finish is baked on to ensure a durable and long lasting door. Steel wood grain colors feature a 10 year finish warranty.
- Built with 26 gauge galvanized steel that features a wood grain embossment.
- Available in all insulated steel models.



Ash Uni-Directional Pattern

## Available Uni-Directional Colors




American Walnut Wood Grain Embossed Uni-Directional

English Oak Wood Grain Embossed Uni-Directional

Mahogany Wood Grain Embossed Uni-Directional

Ash Wood Grain Embossed Uni-Directional

*Due to the printing process, colors may vary. For an accurate color match, contact your Haas Door dealer for a metal color selector.*



Colony Maple

*Due to the printing process, colors may vary. For an accurate color match, contact your Haas Door dealer for a metal color selector.*



Spiced Walnut with Panels



Mahogany



American Walnut



English Oak



American Walnut





Rev. 4.4  
©Haas Door 2022

320 Sycamore  
Wauseon, OH 43567

[haasdoor.com](http://haasdoor.com)



open the door to  
endless possibilities