

 Clopay®

CANYON RIDGE®

— garage doors —



CARRIAGE HOUSE ■ LOUVER ■ MODERN



Canyon Ridge® Carriage House 5-Layer Design 11; Shown Custom Painted with Clear Cypress Cladding, Clear Cypress Overlays and REC14 Window Design (Model CAN211CCREC14) Photography: Laurey W. Glenn



modern durability with
the timeless look of wood



Canyon Ridge® Louver Design 52; Shown in Walnut Finish with Louver Mahogany Cladding, Mahogany Overlays and REC13 Window Design (Model CAN252LMREC13)

INTELLIGENT BEAUTY

Canyon Ridge® garage doors give you the best of both worlds — the luxurious look of authentic wood and the practical functionality of steel and composite materials.

Durable, low-maintenance steel with Intellicore® polyurethane insulation ensures your home is well-protected, warm and comfortable.

The composite cladding and overlays that make up the designs are molded from actual wood pieces for a truly realistic look and feel.

Choose from a wide range of design options, color finishes, hardware and windows to suit your style.



Canyon Ridge® Carriage House 5-Layer
Design 13; Shown in Dark Finish with Mahogany
Cladding, Mahogany Overlays and REC13 Window
Design (Model CAN213MMREC13)



CANYON RIDGE®

CARRIAGE HOUSE

Inspired by coach houses of a bygone era, Canyon Ridge® Carriage House garage doors add character and charm to any style home — from traditional exteriors to modern farmhouses. Designed to look like genuine swing out carriage house doors, but built to suit the modern-day lifestyle with modern upward operation.

CARRIAGE HOUSE 5-LAYER CONSTRUCTION

- 5-layer, faux-wood doors with Intellicore® polyurethane insulation. 20.4 R-value.
- Multiple door designs and window options. Many custom designs also available. See your Clopay Dealer for more information.
- Insulated glass options include clear, frosted, seeded, rain and obscure. See page 20 for specialty glass options.
- Attractive beveled edge, clip-in window grilles are removable for easy cleaning.
- Replaceable vinyl bottom weatherseal in a rust-resistant aluminum retainer helps seal out the elements.
- 10-ball nylon rollers for quiet operation.
- Heavy-duty 14 gauge steel hinges for long-lasting performance.
- Clopay's Safe-T-Bracket® prevents serious injury that could occur if the bottom bracket were removed with the garage door closed and under tension.
- Comes complete with spade lift handles and step plates. See page 21 for details.



Design 01



Design 22



Design 34

Doors designs shown in Dark Finish with Clear Cypress cladding and Clear Cypress overlay. Design 01 does not have an overlay.



5
LAYER
CONSTRUCTION

- 1 COMPOSITE OVERLAY
- 2 COMPOSITE CLADDING
- 3 STEEL
- 4 2" INTELICORE® POLYURETHANE INSULATION
- 5 STEEL



2"
POLYURETHANE
INSULATION

COMPOSITE OVERLAY
DELAMINATION
**LIMITED
5 YR
WARRANTY**

R-VALUE
20.4

HARDWARE
**LIMITED
5 YR
WARRANTY**

Calculated door section R-value is in accordance with DASMA TDS-163.

COLORS



Medium Finish



Dark Finish



Walnut Finish



Slate Finish




Black Finish*


*Black and White Finish available only on Mahogany cladding and overlays.

Two-tone doors are available. To see all available options go to: dls.clopay.com.

Doors can be ordered primed for those homeowners wishing to custom paint or stain their doors.



White Finish*



Primed (No Finish)

Door stain color will vary slightly within a door due to finishing process. Due to the printing process, above colors may vary. To request a color sample, visit www.clopaydoor.com/requestcoloursamples.



COLOR BLAST®

Color Blast® finish offers more than 1,500 Sherwin-Williams® color options to complement your home. Clopay's durable two-part paint system has been thoroughly tested and is backed by a five-year warranty.



Design 11



Design 12



Design 13



Design 21



Design 23



Design 31



Design 32



Design 33



Design 35



Design 36



Design 37



Design 38

WINDOW/TOP SECTIONS



REC11




REC13



SQ23



ARCH3



ARCH13




ARCH1



REC14



SQ24



ARCH4



ARCH14



TOP11



TOP12



TOP13



ARCH1

Window grilles are Clear Cypress texture. Windows not available on Designs 31, 32, 33, 34, 35, 36, 37 and 38.

Standard windows available on the following widths only: 6'2", 8'0", 9'0", 10'0", 10'2", 12'0", 12'2", 13'6", 15'0", 15'2", 15'6", 15'8", 16'0", 16'2", 18'0", 18'2", 20'0", 20'2".

Impact windows available on the following widths only: 8'0", 9'0", 10'0", 12'2", 16'2", 18'2". To view additional designs, windows and top sections available, please visit www.clopaydoor.com.

MATERIAL DESIGN OPTIONS

COMPOSITE CLADDING MATERIALS



Clear Cypress (C)



Mahogany (M)




Pecky Cypress (P)

COMPOSITE OVERLAY MATERIALS



Clear Cypress (C)



Mahogany (M)

Note: Cladding and overlay material options may be mixed and matched.

CARRIAGE HOUSE 4-LAYER CONSTRUCTION

- 4-layer, faux-wood doors with Intellicore® polyurethane insulation. 18.4 R-value.
- Multiple door designs and window options. Many custom designs also available. See your Clopay Dealer for more information.
- Insulated glass options include clear, frosted, seeded, rain and obscure. See page 20 for specialty glass options.
- Attractive beveled edge, clip-in window grilles are removable for easy cleaning.
- Replaceable vinyl bottom weatherseal in a rust-resistant aluminum retainer helps seal out the elements.
- 10-ball nylon rollers for quiet operation.
- Heavy-duty 14 gauge steel hinges for long-lasting performance.
- Clopay's Safe-T-Bracket® prevents serious injury that could occur if the bottom bracket were removed with the garage door closed and under tension.
- Comes complete with spade lift handles and step plates. See page 21 for details.

All doors designs shown in Medium Finish with Clear Cypress overlay.



Design 11



Design 23



Design 35



4 LAYER CONSTRUCTION

1 COMPOSITE OVERLAY

STEEL WITH ULTRA-GRAIN® PAINT FINISH (SHOWN) OR SOLID COLOR STEEL

2 2" INTELLICORE® POLYURETHANE INSULATION

3 STEEL

STEEL PAINT SYSTEM
LIMITED LIFE WARRANTY



2" POLYURETHANE INSULATION

COMPOSITE OVERLAY DELAMINATION
LIMITED 5YR WARRANTY

R-VALUE
18.4

HARDWARE
LIMITED 5YR WARRANTY

Calculated door section R-value is in accordance with DASMA TDS-163.

COLORS



Ultra-Grain® Cypress
Medium Finish




Ultra-Grain® Cypress
Walnut Finish



Ultra-Grain® Cypress
Slate Finish



Black Finish*



White Finish*



Primed (No Finish)

*Black and White Finish available only on Mahogany overlays.

Two-tone doors are available. To see all available options go to: dis.clopay.com.

Steel surfaces have woodgrain texture.

Doors can be ordered primed for those homeowners wishing to custom paint their doors. Note: Primed solid steel base is a brown color. Door stain color will vary slightly within a door due to finishing process. Due to the printing process, above colors may vary. To request a color sample, visit www.clopaydoor.com/requestcolorssamples.



COLOR BLAST®

Color Blast® finish offers more than 1,500 Sherwin-Williams® color options to complement your home. Clopay's durable two-part paint system has been thoroughly tested and is backed by a five-year warranty.



Design 12



Design 13



Design 21



Design 22



Design 31



Design 32



Design 33



Design 34



Design 36




Design 37



Design 38

WINDOW/TOP SECTIONS



REC11



REC13



SQ23




ARCH3



ARCH13



ARCH1



REC14



SQ24



ARCH4



ARCH14



TOP11



TOP12



TOP13



ARCH1

Window grilles are Clear Cypress texture. Windows not available on Designs 31, 32, 33, 34, 35, 36, 37 and 38.

Standard windows available on the following widths only: 6'2", 8'0", 9'0", 10'0", 10'2", 12'0", 12'2", 13'6", 15'0", 15'2", 15'6", 15'8", 16'0", 16'2", 18'0", 18'2", 20'0", 20'2".

Impact windows available on the following widths only: 8'0", 9'0", 10'0", 12'2", 16'2", 18'2". To view additional designs, windows and top sections available, please visit www.clopaydoor.com.

MATERIAL DESIGN OPTIONS

STEEL BASE DOOR MATERIALS



Ultra-Grain® Finish Clear Cypress or Solid Color Steel (N)

COMPOSITE OVERLAY MATERIALS



Mahogany (M)



Clear Cypress (C)

Composite cladding is not present on Carriage House 4-Layer doors.

*Canyon Ridge® Louver Design 54; Shown in
Black Finish with Louver Mahogany Cladding
and Mahogany Overlays (Model CAN254LM)*



CANYON RIDGE®

LOUVER

Versatile and unique, the plantation shutter style Canyon Ridge Louver garage doors are a perfect complement to coastal beach homes or colonial estates. They can also be a standout piece on traditional exteriors or modern farmhouses. Whatever your style, these doors add wow factor to your home.

LOUVER GARAGE DOORS

- Faux-wood doors with Intellicore® polyurethane insulation. 18.4–20.4 R-value.
- Multiple door designs and window options. Many custom designs also available. See your Clopay Dealer for more information.
- Insulated glass options include clear, frosted, seeded, rain and obscure. See page 20 for specialty glass options.
- Attractive beveled edge, clip-in window grilles are removable for easy cleaning.
- Replaceable vinyl bottom weatherseal in a rust-resistant aluminum retainer helps seal out the elements.
- 10-ball nylon rollers for quiet operation.
- Heavy-duty 14 gauge steel hinges for long-lasting performance.
- Clopay's Safe-T-Bracket® prevents serious injury that could occur if the bottom bracket were removed with the garage door closed and under tension.
- Comes complete with spade lift handles and step plates. See page 21 for details.



Design 41



Design 46



Design 54

Canyon Ridge® Louver Design 42; Shown in Black Finish with Louver Mahogany Cladding and Mahogany Overlays (Model CAN242LM)



5
LAYER
CONSTRUCTION

- 1 COMPOSITE OVERLAY
- 2 COMPOSITE CLADDING
- 3 STEEL
- 4 2" INTELLICORE® POLYURETHANE INSULATION
- 5 STEEL



2"
POLYURETHANE
INSULATION

COMPOSITE OVERLAY
DELAMINATION
**LIMITED
5 YR
WARRANTY**

R-VALUE
**UP TO
20.4**

HARDWARE
**LIMITED
5 YR
WARRANTY**

Calculated door section R-value is in accordance with DASMA TDS-163.

COLORS



Medium Finish



Dark Finish*




Walnut Finish



Slate Finish



Black Finish†



White Finish†



Primed (No Finish)

*Dark Finish not available as a Base Steel color on Designs 41, 42, 43, 44, 45, 46 and 47.

†Black and White Finish available only on Mahogany cladding and overlays.

Two-tone doors are available. To see all available options go to: dls.clopay.com.

Steel surfaces have woodgrain texture.

Doors can be ordered primed for those homeowners wishing to custom paint or stain their doors. Note: Primed solid steel base is a brown color. Door stain color will vary slightly within a door due to finishing process. Due to the printing process, above colors may vary. To request a color sample, visit www.clopaydoor.com/requestcolorsamples.



COLOR BLAST®

Color Blast® finish offers more than 1,500 Sherwin-Williams® color options to complement your home. Clopay's durable two-part paint system has been thoroughly tested and is backed by a five-year warranty.



Design 42



Design 43



Design 44



Design 45



Design 47



Design 51



Design 52



Design 53



Design 55



WINDOW/TOP SECTIONS



REC11



REC13



REC14



SQ23



SQ24



TOP11

Window grilles are Mahogany texture. Windows available only on Louver Design 52.
Standard windows available on the following widths only: 6'2", 8'0", 9'0", 10'0", 10'2", 12'0",
12'2", 13'6", 15'0", 15'2", 15'6", 15'8", 16'0", 16'2", 18'0", 18'2", 20'0", 20'2".
Impact windows available on the following widths only: 8'0", 9'0", 10'0", 12'2", 16'2", 18'2".




Design 52 with REC11 Windows

MATERIAL DESIGN OPTIONS

COMPOSITE CLADDING/BASE MATERIALS



Louver Mahogany (L)




Ultra-Grain® Finish Clear Cypress
or Solid Color Steel (N)

COMPOSITE OVERLAY MATERIALS



Mahogany (M)



Clear Cypress (C)

Note: Cladding and overlay material options may be mixed and matched.



Canyon Ridge® Modern Plank Design; Shown in Dark Finish with Mahogany Cladding and 35" x 6" Windows Down Right Side (from inside garage looking out) (Model CRM2M6)

CANYON RIDGE®

MODERN

Statement-making and sophisticated, Canyon Ridge Modern garage doors combine the interesting textures of wood with key elements of contemporary architecture: clean, horizontal lines with mid-century appeal, sleek windows and metallic accents.

MODERN GARAGE DOORS

- Plank design: Faux-wood doors with Intellicore® polyurethane insulation. 20.4 R-value.
- Metal Inlay design: Faux-wood doors with Intellicore® polyurethane insulation. 18.4 R-value.
- Full-View design: Faux-wood doors with Intellicore® polyurethane insulation. 6.3 R-value.
- Multiple window configurations available for Plank doors. See your Clopay Dealer for more information.
- Many insulated glass options available including clear, frosted, rain and obscure. See page 20 for specialty glass options.
- Replaceable vinyl bottom weatherseal in a rust-resistant aluminum retainer helps seal out the elements.
- 10-ball nylon rollers for quiet operation.
- Heavy-duty 14 gauge steel hinges for long-lasting performance.
- Clopay's Safe-T-Bracket® prevents serious injury that could occur if the bottom bracket were removed with the garage door closed and under tension.
- Comes complete with spade lift handles and step plates. Optional aluminum grip handles are also available. See page 21 for details.



Plank Design



3" Plank



6" Plank



4
LAYER
CONSTRUCTION

- 1 COMPOSITE OVERLAY
- 2 STEEL
- 3 2" INTELLICORE® POLYURETHANE INSULATION
- 4 STEEL



2"
POLYURETHANE
INSULATION

COMPOSITE OVERLAY
DELAMINATION
**LIMITED
5 YR
WARRANTY**

R-VALUE
**UP TO
20.4**

HARDWARE
**LIMITED
5 YR
WARRANTY**

Calculated door section R-value is in accordance with DASMA TDS-163. Weighted average calculations using insulated glass windows in all sections, all panels.



Metal (Aluminum)
Inlay Design



Full-View Design




Canyon Ridge® Modern Metal (Aluminum) Inlay Design; Shown in Walnut Finish with Mahogany Cladding (Model CRM2MAI)

WINDOWS / PLANK CONFIGURATION OPTIONS




14" x 6"



35" x 6"

Both window sizes are available on single car and double car Plank door designs.

Note: Configurations are illustrated from outside garage. When ordering, window locations are identified from inside garage looking out. Please keep in mind to avoid windows ordered in incorrect location.



14" x 6"
Windows down right side



35" x 6"
Windows in all panel locations

MATERIAL DESIGN OPTIONS

PLANK CLADDING



Clear Cypress (C)



Mahogany (M)

METAL (ALUMINUM) INLAY CLADDING




Clear Cypress (C)



Mahogany (M)

FULL-VIEW OVERLAY



Clear Cypress (C)



Mahogany (M)

COLORS



Walnut Finish



Dark Finish




Medium Finish



Slate Finish



Black Finish*



White Finish*



Primed
(No Finish)

*Black and White Finish available only on Mahogany cladding and overlays.

Doors can be ordered primed for those homeowners wishing to custom paint or stain their doors. Door stain color will vary slightly within a door due to finishing process. Due to the printing process, above colors may vary. To request a color sample, visit www.clopaydoor.com/requestcolorsamples.

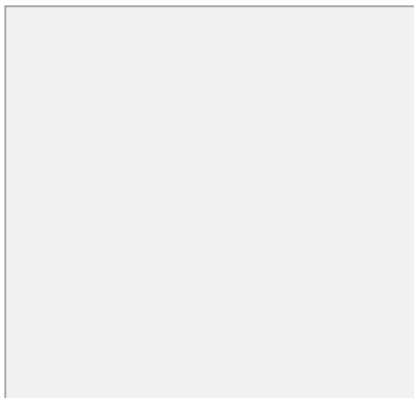


Color Blast® finish offers more than 1,500 Sherwin-Williams® color options to complement your home. Clopay's durable two-part paint system has been thoroughly tested and is backed by a five-year warranty.

specialty GLASS OPTIONS

Insulated windows are available in rectangular, square and arched designs. Insulated tempered glass is standard. Insulated frosted, seeded, obscure and rain glass is also available on select door models.

Attractive beveled edge, clip-in grilles are removable for easy cleaning.



Clear



Frosted



Seeded*



Obscure



Rain

**Seeded is not available on Canyon Ridge® Modern window options. Additional charges for optional glass apply.*

decorative HARDWARE

STANDARD



Spade Step Plate



Spade Lift Handles

Attractive black powder-coated grip handles and step plates are provided standard to further enhance the Canyon Ridge® design. Optional hardware, including handles, operable L-keylocks and strap hinges, is also available.

OPTIONAL



Spear Lift Handles



Colonial Lift Handles



Spade Strap Hinge*
*Complements Standard Spade Lift Handles
and Spade Step Plate*



Twisted
"L" Handles

Escutcheon
Plates



Spear
Step Plate



Colonial
Step Plate



Decorative Handles
with Keyholes



Spear Strap Hinge*



Colonial Strap Hinge*



Ring Door
Knocker



Aluminum Grip
Handles
(Modern)

* Door may not open properly if installed near the top depending on opening dimensions and lift type. See your Clopay Dealer for more details.

Aluminum Grip Handles are available in the following colors: Clear Aluminum (Anodized), Standard White (Painted), Bronze (Painted), Bronze (Anodized), Black (Anodized) and Dark Bronze (Anodized).



Canyon Ridge® Carriage House 5-Layer Design 35;
Shown Custom Painted with Mahogany Cladding,
Mahogany Overlays (Model CAN235MM)



the perfect complement
to any home

DESIGNING YOUR DOOR

Use the information below to select the appropriate model number.

CANYON RIDGE® CARRIAGE HOUSE 5-LAYER

Canyon Ridge Door Insulation Thickness Design Cladding Material Overlay Material Window Design/Top Section

CAN 2 13 P C REC13

CANYON RIDGE® CARRIAGE HOUSE 4-LAYER

Canyon Ridge Door Insulation Thickness Design Cladding Material (Does Not Apply) Overlay Material Window Design/Top Section

CAN 2 34 N C TOP11

CANYON RIDGE® LOUVER

Canyon Ridge Door Insulation Thickness Design Cladding Material Overlay Material Window Design/Top Section

CAN 2 52 L M SQ24

CANYON RIDGE® MODERN

PLANK DESIGN

Canyon Ridge Door Insulation Thickness Cladding Material Design

CRM 2 C 6

METAL (ALUMINUM) INLAY DESIGN

Canyon Ridge Door Insulation Thickness Cladding Material Design

CRM 2 M AI

FULL-VIEW DESIGN

Canyon Ridge Door Insulation Thickness Overlay Material Design

CRM 2 C OV

ORDERING CODE KEY TERMS:

2 = 2" Polyurethane Insulation

P = Pecky Cypress

C = Clear Cypress

L = Louver Mahogany

M = Mahogany

N = No Cladding

DESIGN CONSIDERATIONS

- Two-tone color options available. To see all available options go to: dis.clopay.com.
- Custom designs available. See your Clopay Dealer for more information. To see all standard available options go to: dis.clopay.com.
- Product complies with 2015 IECC air infiltration requirement of 0.40 cfm/ft² or less (IECC, Section C402.5.2).
- WindCode® product available to meet wind load related building code requirements. More information at: www.clopaydoor.com/residential/windcode-residential-information.
- Canyon Ridge® garage doors are not applicable for new construction in California areas designated as "Fire Hazard Severity Zones".

FINISHING AND CARE

Proper care and maintenance are imperative for long-term performance and appearance of Canyon Ridge® garage doors. Periodic inspection and maintenance of the composite cladding and overlays are required. Minor expansion and contraction is normal for exterior building materials exposed to direct sunlight and is not considered a defect. Complete finishing and maintenance instructions are provided with the door and are also available from your Clopay Dealer or online at www.clopaydoor.com.

ENVIRONMENTAL ASSURANCE

Clopay doors are compliant with environmental laws and regulations. Clopay doors do not contain HFCs. All Clopay doors are compliant with:

- California SB 1013
- New Jersey A-5583/S-3919 – Greenhouse Gas Bill
- Washington HB 1112 – Hydrofluorocarbon Greenhouse Gas Emissions
- Canadian regulations amending the ozone-depleting substances and halocarbon alternatives regulations



Visit clopaydoor.com or call 1-800-2CLOPAY (225-6729) for more information on Clopay, America's Favorite Garage Doors.

Follow us on

MADE IN USA



©2021 Clopay Corporation. All rights reserved.

RSDR-CANYONRIDGEBR-20_REV0721

imagine



DESIGN YOUR DOOR
OPEN CAMERA
AND POINT!

imagine[®]

your home reinvented.



*Reserve[®] Wood Limited Edition
Design 5 with ARCH1 Top Section;
Meranti Base and Overlays (CRD5MM)*

handcrafted
WOOD
garage doors



America's Favorite Garage Doors[®]



*Reserve® Wood Semi-Custom
Design 3 with SQ23 Windows; Hemlock Base and Overlays
Clipay Craftsman Collection Entry Door (RH3H)*



let the beauty of a Clopay wood door
welcome you home



*Reserve® Wood Limited Edition
Design 2 with REC13 Windows; Meranti Cladding and Overlays
Optional Dentil Shelf Shown (CRD2MM)*



the difference is in the details

Every Clopay wood door embodies our commitment to timeless design, attention to detail and craftsmanship, with the warmth and character no other material can match. Each door is designed and built to create a unique and artistic addition to your home.



The uniquely designed drip cap eliminates water infiltration into the groove of the face material, making the doors more durable and longer lasting.



Clopay uses precision dowel hole boring machinery to ensure precise alignment with rails and stiles for a stronger and more durable garage door.



Mixed Cedar

skillfully crafted

Handcrafted from only the finest wood species and harvested from sustainable and naturally fallen forestry, Clopay wood doors are designed and built to last. Featuring premium quartersawn lumber that provides a higher quality and more consistent appearance. Clopay uses an industry leading factory finishing process, building quality in at every stage.



peace of mind

Our meticulous attention to detail, coupled with the finest craftsmanship in the industry, results in long-lasting beauty and durability.





Reserve® Wood Limited Edition
Design 7 with SQ23 Windows (CRD7)



Reserve® Wood Custom (CRD2)



Reserve® Wood Limited Edition (CRD6)



Reserve® Wood Modern (MRDHC)



Reserve® Wood Semi-Custom (RH3H)



Classic™ Wood (44RR)

CONTENTS

RESERVE® WOOD

- 12 CUSTOM
- 16 LIMITED EDITION
- 20 MODERN
- 24 SEMI-CUSTOM

CLASSIC™ WOOD

- 30 RAISED PANEL MODEL 44
- 32 RECESSED PANEL MODELS 20 & 10
- 33 FLUSH PANEL MODEL 33

WOOD DOOR OPTIONS

- 36 WOOD SPECIES & MATERIALS
- 38 FACTORY PAINT FINISH
- 40 FACTORY STAIN COLORS
- 44 DECORATIVE HARDWARE
- 46 SPECIALTY GLASS



*Reserve® Wood Custom
Meranti Base and Overlays (CRD1MM)*


RESERVE® WOOD

CUSTOM

Working from a professional drawing or just a sketch on a notepad, Clopay can create the doors you've only imagined, with windows or without, in woods like Knotty Alder, Spanish Cedar, White Oak, Ironwood and African Mahogany. Each Reserve® Wood Custom garage door is handcrafted from the material of your choice using your precise specifications. And since these are upward-acting doors, operation is simple and convenient.

YOU DREAM IT, WE BUILD IT

- Working from a professional drawing or just a sketch on a notepad, Clopay can create the perfect door for you.
- Unlimited custom designs, unlimited wood species and a wide variety of stain and finish options create a one-of-a-kind door. Custom stain and paint colors also available.
- Specialty woods, such as Ipe or Sapele Mahogany, can also be used to build your dream door. The canvas is yours!
- Doors can be built to have a convenient upward-acting operation or an authentic swing-out operation.
- Handcrafted 5 or 4-layer wood construction with polystyrene insulation provides a durable and energy efficient door. R-value 5.9*. See page 19 for construction illustration.
- Premium grade hardware, rollers and track assure smooth, quiet, long-lasting operation.
- Unique one-piece drip cap design keeps water from flowing behind grooved overlays for improved durability.



EXAMPLE 1



EXAMPLE 5

**Calculated door section R-value is in accordance with DASMA TDS-163.*






EXAMPLE 2



EXAMPLE 3



EXAMPLE 4 - EXTIRA®



EXAMPLE 6



Reserve® Wood Custom





*Reserve® Wood Limited Edition
Design 6 with ARCH13 Window Design;
Fir Base and Overlays (CRD6FF)*

RESERVE® WOOD

LIMITED EDITION

Distinguish your home with Clopay's Reserve® Wood Limited Edition garage doors, a line of eight insulated wood door styles built with exacting detail and craftsmanship by skilled artisans, using our proven 5 or 4-layer construction method for exceptional beauty, durability and energy efficiency.

DOORS THAT TAKE YOU TO A MORE BEAUTIFUL PLACE

- Handcrafted 5 or 4-layer wood construction with polystyrene insulation provides a durable and energy efficient door. R-value 5.9*.
- Built with a swing-out appearance and convenient upward-acting operation.
- Windows available in true divided or simulated divided window designs with clear glass are standard. Many glass options are available. See page 47 for options.
- Handcrafted, coped overlays are standard with true divided window designs. Non-coped overlays are standard with simulated divided windows.
- Heavy-duty hinges, rollers and track provide smooth, quiet, long-lasting operation.
- Unique one-piece drip cap design keeps water from flowing behind grooved overlays for improved durability.
- Vinyl weatherseal with optional aluminum weatherseal retainer helps seal out the elements and protect the bottom of the door.
- All doors can be factory primed, finished painted White or factory stained. See pages 40–43 for staining options. Custom stain and paint colors also available.
- Doors come standard with spade lift handles and step plate. Optional decorative hardware shown on page 44.




DESIGN 1



DESIGN 5

*Calculated door section R-value is in accordance with DASMA TDS-163.


Window/Top Sections




Additional double width door arch designs available. To view additional designs, windows and top sections available, please visit www.clopaydoor.com.

Wood Options

OVERLAYS



BASE FACE MATERIAL



Extra® wood base and overlays cannot be stained. On tongue-and-groove (T&G) base doors, the wood species of the tongue-and-groove must match the wood species of the overlay.



DESIGN 2



DESIGN 3



DESIGN 4



DESIGN 6



DESIGN 7



DESIGN 8

Door designs shown 8' wide x 7' high.


Design Options



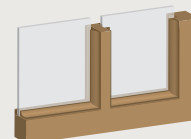
DENTIL SHELF



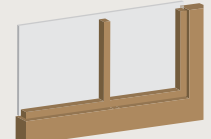
COPED EDGES



NON-COPED EDGES



TRUE DIVIDED LITE



SIMULATED DIVIDED LITE

CONSTRUCTION

LIMITED
5 YR
WARRANTY

PAINT

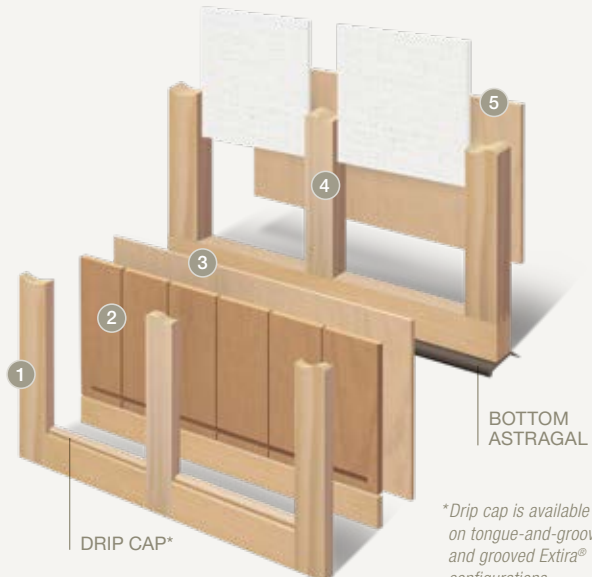
LIMITED
1 YR
WARRANTY

STAIN

LIMITED
2 YR
WARRANTY

5 or 4
LAYER
CONSTRUCTION

- 1 WOOD OVERLAY
- 2 OPTIONAL BASE MATERIAL
- 3 BASE MATERIAL
- 4 POLYSTYRENE INSULATED HEMLOCK FRAME
- 5 2" LUAN INSIDE SKIN



*Drip cap is available exclusively on tongue-and-groove (5-layer) and grooved Extira® wood (4-layer) configurations.



*Reserve® Wood Modern
Offset Window Design 1 in Redwood;
Factory Stain Finished in Mahogany (MRDOW)*

RESERVE® WOOD

MODERN

Clean lines and simple forms let the beauty of natural wood stand out. Clopay's versatile Modern garage doors let you mix materials, shape and tone to create a stunning contemporary garage door that blends beautifully with other woods and materials on your exterior.

CONTEMPORARY BEAUTY

QUALITY CRAFTSMANSHIP

- Handcrafted, 4-layer wood construction with polystyrene insulation provides a durable and energy efficient door. R-value 5.9*.
- Built with a sleek contemporary style and convenient upward-acting operation.
- Offset Window models feature a variety of short and long window options that come standard with clear tempered glass. Other glass options include frosted and obscure. See page 47.
- Accent Strip models feature decorative flush aluminum accent strips to provide a beautiful contrast of materials. The result is a look that is modern as well as elegant.
- Heavy-duty hinges, rollers and track provide smooth, quiet, long-lasting operation.
- Vinyl weatherseal with optional aluminum weatherseal retainer helps seal out the elements and protect the bottom of the door.
- All doors can be factory primed, finished painted White or factory stained. See pages 40–43 for staining options. Custom stain and paint colors also available.
- Doors come standard with spade lift handles and step plate. Optional aluminum grip handles and additional decorative hardware shown on page 44.

*Calculated door section R-value is in accordance with DASMA TDS-163.

CONSTRUCTION

LIMITED
5 YR
WARRANTY

PAINT

LIMITED
1 YR
WARRANTY

STAIN

LIMITED
2 YR
WARRANTY

Offset Window Designs



Design 1*



Design 2



Design 3



Design 4



Design 5



Design 6*



Design 7

Note: All designs shown are illustrated from the exterior of the garage. Door designs must be ordered based on the view from the interior of the garage. All right-hand designs are shown. Designs 1, 3, 5 and 6 are also available left-handed. See your Clopay Dealer for double door configurations.

*Not available 10'1" to 13'6". Special order only.

Wood Options



Light Cedar (C)



Dark Cedar (C)



Mixed Cedar (C)



Redwood (R)



Fir (F)



Meranti (M)



OFFSET WINDOW



ACCENT STRIP



HORIZONTAL CLADDING


Accent Strip and Horizontal Cladding models are available spliced and unspliced. Unspliced models are available up to 10' wide. Door designs shown 8' wide x 7' high.




Reserve® Wood Modern Accent Strip Design in Light Cedar; Factory Stain Finished in Teak (MRDAS)



Offset Window Detail



Accent Strip Detail



Horizontal Cladding Detail

4
LAYER
CONSTRUCTION

- 1 CLADDING
- 2 BASE MATERIAL
- 3 POLYSTYRENE INSULATED HEMLOCK FRAME
- 4 LUAN INSIDE SKIN



Reserve® Wood Semi-Custom
Design 3 with SQ23 Window Design;
Light Cedar Base and Overlays;
Factory Stain Finished in Dark Oak (RC3C)



RESERVE® WOOD

SEMI-CUSTOM

Add the beauty and value of a Clopay Reserve® Wood Semi-Custom garage door to your home, a line of six authentic, all-natural wood door styles that will enhance the character of your home.

HANDCRAFTED CARRIAGE HOUSE WOOD DOORS

- Handcrafted, 2-layer, non-insulated wood doors in authentic carriage house designs.
- Built with a swing-out appearance and convenient upward-acting operation.
- Available in three wood species. All stain grade wood rails, stiles and panels are made from Redwood, Cedar or Hemlock. Paint grade Extira® wood panels (smooth and grooved) are available with Hemlock stiles and rails.
- True divided windows with clear glass are standard. Obscure and insulated glass options are also available. See page 47 for options.
- All doors can be factory primed, finished painted White or factory stained. See pages 40–43 for staining options. Custom stain and paint colors also available.
- Vinyl weatherseal with optional aluminum weatherseal retainer helps seal out the elements and protect the bottom of the door.
- Doors come standard with spade lift handles and step plate. Optional decorative hardware shown on page 44.




DESIGN 1



DESIGN 5


Window/Top Sections



REC13



REC14



SQ23



SQ24



SOLID



ARCH13



ARCH14



ARCH3



ARCH4



ARCH1

To view additional designs, windows and top sections available, please visit www.clopaydoor.com.

Wood Options

	STAIN GRADE			PAINT GRADE	
STILE/RAILS	Redwood (R)	Cedar (C)	Hemlock (H)	Hemlock (H)	Hemlock (H)
PANELS	Redwood (R)	Cedar (C)	Hemlock (H)	Smooth Extira® (P)	Grooved Extira® (G)

Paint grade doors cannot be stained.



DESIGN 2



DESIGN 3



DESIGN 4



DESIGN 6

Door designs shown 8' wide x 7' high.



Reserve® Wood Semi-Custom Design 4 with REC14 Window Design; Hemlock Base and Overlays; Factory Stain Finished in Dark Oak (RH4H)

CONSTRUCTION

LIMITED
1 YR
WARRANTY

PAINT

LIMITED
1 YR
WARRANTY

STAIN

LIMITED
2 YR
WARRANTY

2
LAYER
CONSTRUCTION

- 1 WOOD FRAME AND PANELS
- 2 LUAN BACKER





*Model 44 Short Raised Panel with
Short Stockton Window Design; Cedar (44CC)*

CLASSIC™ WOOD

Add the beauty of natural wood to your home with a handcrafted door from Clopay's Classic™ Wood garage doors, featuring traditional raised, recessed and flush panel styles that complement most homes.




Model 44 Short Raised Panel
with Horizon Window Design; Hemlock (44HH)

Window/Top Sections



Plain Short



Plain Long



Stockton Short



Stockton Long



Cathedral Short



Cathedral Long



Sherwood



Horizon



Horizon Double



Solid Short



Solid Long

Designer inserts constructed of carved wood. Additional double width door designs available.
To view additional designs, windows and top sections available, please visit www.clopaydoor.com.

Wood Options

	STAIN GRADE					PAINT GRADE	
STILE/RAILS	Redwood (R)	Cedar (C)	Hemlock (H)	Hemlock (H)	Hemlock (H)	Hemlock (H)	Extira® (P)
PANELS	Redwood (R)	Cedar (C)	Hemlock (H)	Cedar (C)	Redwood (R)	Smooth Extira® (P)	Smooth Extira® (P)

Paint grade doors cannot be stained.

CLASSIC™ WOOD

MODEL 44

RAISED PANEL WOOD DOORS

- 1-3/8" heavy-duty stile and rail construction. Wood species include Redwood, Cedar, Hemlock and Extira®.
- Handcrafted, short or long raised panels in Redwood, Cedar, Hemlock (stain grade) or Extira® wood (paint grade).
- Multiple panel and section configurations available. See your Clopay Dealer for details.
- All doors can be factory primed or finish painted White.
- Nine factory finished stain options are available on all stain grade wood species, resulting in stain colors that complement most home trim and entry door colors. See pages 40–43 for staining options.



SHORT PANEL



LONG PANEL

Door designs shown 8' wide × 7' high.

CONSTRUCTION

LIMITED
1 YR
WARRANTY

PAINT

LIMITED
1 YR
WARRANTY

STAIN

LIMITED
2 YR
WARRANTY

1

LAYER
CONSTRUCTION

1 WOOD FRAME
AND PANELS

WOOD PANELS
SLIDE INTO
BEADED SLOTS



CLASSIC™ WOOD

MODELS 20 & 10

RECESSED PANEL WOOD DOORS

- Handcrafted 1-3/8" section thickness with stile and rail construction in Hemlock.
- Model 20 offers Luan or Okoume panels, both available in stain grade or paint grade options.
- Model 10 features paint grade Hardboard panels.
- Multiple panel and section configurations available. Visit www.clopaydoor.com for details.
- All doors can be factory primed or finish painted White. Custom stain and paint colors also available.
- Nine factory finished stain options are available on all stain grade wood species, resulting in stain colors that complement most home trim and entry door colors. See pages 40–43 for staining options.



20 SHORT PANEL 10



20 LONG PANEL 10

Door designs shown 8' wide × 7' high.

Window/Top Sections



20 Plain Short 10



20 Plain Long 10



20 Stockton Short



20 Stockton Long



20 Cathedral Short 10



20 Cathedral Long



20 Horizon | Sunset 10



20 Sherwood



20 Solid Short 10



20 Solid Long 10

Wood Options



Smooth Luan (S)



Okoume (R)



Hardboard

MODEL 20


Solid or Finger-Jointed Hemlock Frame (H)

MODEL 10

Finger-Jointed Hemlock Frame (H)

1 WOOD FRAME AND PANELS

WOOD PANELS SLIDE INTO BEADED SLOTS



Designer inserts constructed of carved wood on Model 20 and White ABS with UV resistant capstock on Model 10.

To view additional designs, windows and top sections available, please visit www.clopaydoor.com.

CLASSIC™ WOOD

MODEL 33

FLUSH PANEL WOOD DOORS

- Three-layer construction with polystyrene insulation sandwiched between interior and exterior boards. Interior Luan. R-value 5.9.*
- Heavy-duty 1-5/8" section thickness.
- Exterior wood options include Smooth Luan and Okoume.
- All doors can be factory primed, finish painted White or factory stained. Custom stain and paint colors also available.
- Nine factory-finished stain options are available on all stain grade wood species, resulting in stain colors that complement most home trim and entry door colors. See pages 40–43 for staining options.

*Calculated door section R-value is in accordance with DASMA TDS-163.



FLUSH PANEL
SMOOTH LUAN



FLUSH PANEL
OKOUME

Door designs shown 8' wide x 7' high.

Window/Top Sections



Plain Short



Plain Short



Plain Long



Plain Long

To view additional designs, windows and top sections available, please visit www.clopaydoor.com.

Wood Options




Smooth Luan (S)



Okoume (R)

- 1 WOOD EXTERIOR BOARD
- 2 POLYSTYRENE INSULATED WOOD FRAME
- 3 WOOD INTERIOR BOARD



CONSTRUCTION

LIMITED
1 YR
WARRANTY

PAINT

LIMITED
1 YR
WARRANTY

STAIN

LIMITED
2 YR
WARRANTY

Warranties shown for Classic™ Wood Models 20, 10 and 33.
See your Clopay Dealer for more details.



*Reserve® Wood Semi-Custom
Design 4 with REC14 Window Design; Light Cedar (RC4C)*

WOOD DOOR

— options —

Enhance the curb appeal of your home with our numerous material, paint and stain options. Choose decorative hardware that coordinates with other elements of your home and specialty glass options to create that one-of-a-kind look.

WOOD SPECIES & MATERIALS



*Reserve® Wood Limited Edition
Design 5 with REC14 Window Design (CRD5)*

There is a variety of materials to choose from when selecting a wood door. Use these helpful tips to guide your decision and ensure the long-lasting beauty of your Clopay wood door. If you live in a humid or rainy climate, consider a Cedar or Redwood door for its built-in durability and resistance to varying climate conditions. If you plan to paint your door, Extira® wood panels offer a smooth, grain-free surface for a professional quality finish. Want to match an existing stain, a Hemlock door is the best choice. If you live in a coastal region and need a door wider than 10', the local building code requirements may mandate a door with a Hemlock rail and stile construction. If you have, or are installing, Redwood or Cedar siding on your home, consider a matching wood species for your door for a cohesive look.

WOOD SPECIES

Wood Property	Hemlock	Meranti	Cedar	Redwood	Fir	Extira®	Luan	Okoume	Hardboard
Color Consistency	***	***	* ³	**	***	***	**	**	***
Dimensional Stability ¹	*	**	**	**	**	***	***	***	**
Strength	***	***	**	**	***	N/A ²	N/A ²	N/A ²	N/A ²
Stainability	***	***	***	***	***	N/A	**	**	N/A
Weatherability ⁴	*	**	***	***	**	***	**	**	*












*Fair **Good ***Excellent

¹ Dimensional stability refers to a material's resistance to expansion and contraction during environmental changes. A wood that expands and contracts to a greater degree (such as Hemlock) has less dimensional stability. This property affects the panels of the door to a much greater degree than the rails and stiles.

² Available only as a panel material and does not contribute to the overall strength of the section.

³ Cedar color can vary significantly, but is not considered a detriment. If desired, Cedar can be ordered as Light, Dark or Mixed color.

⁴ Weatherability limitations are stabilized with proper care and maintenance. These limitations are influenced by environment and should be considered prior to purchase.

 <p>Redwood</p>	<p>Redwood offers a characteristic rich red to pink color throughout the heartwood, while sapwood is nearly white. Clopay constructs the doors using only the finest heartwood (as opposed to soft sapwood) for their doors, because it contains a grown-in resistance to decay and insects that is present throughout the entire piece of wood. Redwood contains tannic acid and requires the use of a tannin-blocking primer to avoid discoloration when it comes into contact with moisture. Reserve® Wood doors and Classic™ Wood raised panel doors are available in Redwood.</p>	 <p>Light Cedar</p>	<p>Cedar withstands the natural elements, making it an ideal wood species for a garage door in any climate. Suitable for staining and painting, natural Cedar exhibits a wide variation of grain patterns and color, from nearly white to pink to dark brown, often within the same board. Cedar also contains tannic acid and requires the use of a tannin-blocking primer to avoid discoloration when it comes into contact with moisture. Reserve® Wood doors and Classic™ Wood raised panel doors are available in Cedar.</p>
 <p>Hemlock</p>	<p>Hemlock is an economical wood choice for all types of homes. The unfinished wood is a yellowish-white color with a consistent tone and grain. Hemlock is the strongest wood species in the Clopay line and it is inherently rot-resistant. However, Hemlock has a low resistance to environmental change and will exhibit a greater amount of expansion and contraction as compared to other species in the Clopay line. In certain parts of the country, wood WINDCODE® Doors are available only in Hemlock to meet specific building code specifications due to its strength.</p>	 <p>Dark Cedar</p>	 <p>Mixed Cedar</p>
 <p>Meranti</p>	<p>Meranti, a member of the Mahogany family, offers a characteristic reddish-brown coloration with an even, consistent grain, allowing it to be easily stained. Meranti is a strong wood and can be compared to the strength of Hemlock. Clopay offers Meranti in the Reserve® Wood Custom, Limited Edition and Modern doors.</p>	 <p>Fir</p>	<p>Douglas Fir ranges in color from yellowish-tan to a light brown. It has a straight grain pattern which may contain some waves or spiral designs and has a medium to coarse texture. Douglas Fir is known to be dimensionally stable and strong throughout environmental changes. Clopay offers Douglas Fir on the Reserve® Wood Custom, Limited Edition and Modern doors.</p>
 <p>Extira®</p>	<p>Extira® wood material is used on Clopay's Reserve® Wood Limited Edition doors. Extira® is a composite wood product made of wood fibers glued together with a water-resistant resin. It is used as face material and cannot be stained. Extira® wood is a great option for a painted door.</p>	 <p>Okoume</p>	<p>The face of the Okoume panel has an elegant rough cedar appearance and is manufactured using a select import hardwood veneer from the Okoume species. The inner core of the panel is made from strong western softwood veneer and a fully water resistant phenolic resin. Okoume is offered as a paint or stain grade option in Clopay's Classic™ Wood doors.</p>
 <p>Hardboard</p>	<p>Hardboard is a composite wood product made of wood fibers glued together with resin, heat and pressure. It is used as a recessed panel material in Clopay's Classic™ Wood doors and can be painted.</p>	 <p>Luan Plywood</p>	<p>Luan plywood is an economical alternative to wood panels that can be stained or painted. It is used in Clopay's Reserve® Wood doors and as a panel material in Classic™ Wood doors. Luan is also known as imported hardwood.</p>

FACTORY PAINT FINISH



*Reserve® Wood Limited Edition
Design 3 with SQ23 Window Design (CRD3)*



Wood Base

Latex Primer

White Latex
Exterior Paint First Coat

White Latex
Exterior Paint Second Coat

- Factory painted Clopay wood doors have one layer of primer and two coats of White exterior latex paint.
- Additionally, doors can be painted by the consumer with a high-quality exterior latex paint to match the home's trim.
- Door panels are sealed with a paintable caulk to resist moisture.

With Clopay's factory finish White paint option, your wood door arrives primed, painted and ready to install. We've eliminated the extra expense of hiring a contractor to finish the door on-site and the added worry that the job will be done right. You have peace of mind knowing that the door is stored and finished according to Clopay warranty guidelines for a durable, flawless, vibrant finish that is worthy of the most discriminating close-ups.



FACTORY STAIN COLORS



Wood Base

1 PPG ProLuxe™
Cetol® 1
Stain Basecoat

2 PPG ProLuxe™
Cetol® 23 Plus

3 *Resin Top Coat*

Note: Differences in grain and color variations are indicative of natural wood and are not considered product defects. Some variations in stain penetration may occur between materials from which the door is constructed (i.e. plywood panel vs. wood frame).

Printed color shown here may vary from actual product colors.

See your Clopay Dealer for the most accurate color sample.

With Clopay's factory stain finish option, your wood door arrives beautifully stained and ready to install. Clopay uses the highest quality methods and materials in the factory finishing process, leaving doors with an elegant and durable furniture-quality satin finish. Available in nine stain colors that complement most home trim and entry door colors. Doors are finished with one layer of PPG ProLuxe™ Cetol® 1 stain basecoat and two layers of Cetol® 23 Plus resin top coat. All factory finished doors are backed by Clopay's industry-leading, two-year warranty, giving you peace of mind knowing that the door is finished according to Clopay warranty guidelines.

STAIN

**LIMITED
2YR
WARRANTY**



PPG ProLuxe™ brand of premium woodcare products enhances the beauty and provides superior protection for your Clopay garage door. Prefinished wood doors have three coats of PPG ProLuxe™ Cetol® wood finish and are available in nine factory finished colors.



NATURAL		on Light Cedar	on Mixed Cedar	on Dark Cedar
on Knotty Cedar	on Spanish Cedar	on Fir	on Okoume	on Hemlock
on Hemlock Veneer	on Knotty Alder	on Luan	on Meranti	on Redwood
NATURAL OAK		on Light Cedar	on Mixed Cedar	on Dark Cedar
on Knotty Cedar	on Spanish Cedar	on Fir	on Okoume	on Hemlock
on Hemlock Veneer	on Knotty Alder	on Luan	on Meranti	on Redwood
CEDAR		on Light Cedar	on Mixed Cedar	on Dark Cedar
on Knotty Cedar	on Spanish Cedar	on Fir	on Okoume	on Hemlock
on Hemlock Veneer	on Knotty Alder	on Luan	on Meranti	41 on Redwood

FACTORY STAIN COLORS

TEAK		on Light Cedar	on Mixed Cedar	on Dark Cedar
on Knotty Cedar	on Spanish Cedar	on Fir	on Okoume	on Hemlock
on Hemlock Veneer	on Knotty Alder	on Luan	on Meranti	on Redwood
BUTTERNUT		on Light Cedar	on Mixed Cedar	on Dark Cedar
on Knotty Cedar	on Spanish Cedar	on Fir	on Okoume	on Hemlock
on Hemlock Veneer	on Knotty Alder	on Luan	on Meranti	on Redwood
MAHOGANY		on Light Cedar	on Mixed Cedar	on Dark Cedar
on Knotty Cedar	on Spanish Cedar	on Fir	on Okoume	on Hemlock
42 on Hemlock Veneer	on Knotty Alder	on Luan	on Meranti	on Redwood

Finishing, Maintenance and Care

Proper care and maintenance are imperative to the appearance, longevity and performance of a Clopay wood door. The door must be properly finished prior to installation for the warranty to be valid. If the door is not painted or stained by Clopay, it is required that the door (inside, outside and all edges) be primed and painted with a high-quality exterior paint or stained with a penetrating stain that is mildew and UV resistant, and water repellent. The door may need to be stained or painted every one–two years depending on the exposure to sunlight and moisture. Inspect your Clopay wood door every six months to ensure the finish has not deteriorated. Complete finishing and maintenance instructions are provided with the door and are also available online at www.clopaydoor.com.

DARK OAK

on Light Cedar

on Mixed Cedar

on Dark Cedar

on Knotty Cedar

on Spanish Cedar

on Fir

on Okoume

on Hemlock

on Hemlock Veneer

on Knotty Alder

on Luan

on Meranti

on Redwood

EBONY WASH

on Light Cedar

on Mixed Cedar

on Dark Cedar

on Knotty Cedar

on Spanish Cedar

on Fir

on Okoume

on Hemlock

on Hemlock Veneer

on Knotty Alder

on Luan

on Meranti

on Redwood

DARK OAK EBONY

on Light Cedar

on Mixed Cedar

on Dark Cedar

on Knotty Cedar

on Spanish Cedar

on Fir

on Okoume

on Hemlock

on Hemlock Veneer

on Knotty Alder

on Luan

on Meranti

on Redwood

DECORATIVE HARDWARE

STANDARD



Spade Step Plate



Spade Lift
Handles

Attractive black powder coated handles and step plates are provided standard on Reserve® Wood garage doors. To further enhance the design of your door, optional decorative hardware, including handles, operable L-keylocks and strap hinges are available.

OPTIONAL



Spear Lift
Handles



Colonial Lift
Handles



Spade Strap Hinge*

*Complements Standard Spade Lift Handles
and Spade Step Plate*



Twisted
"L" Handles

Escutcheon
Plates



Spear
Step Plate



Colonial
Step Plate



Decorative Handles
with Keyholes



Spear Strap Hinge*



Colonial Strap Hinge*



Ring Door
Knocker



Aluminum Grip
Handles

(Reserve® Wood Modern)

*Door may not open properly if installed near the top depending on opening dimensions and lift type. See your Clopay Dealer for more details.



*Reserve® Wood Semi-Custom
with Optional Decorative Handles with Keyholes*



*Reserve® Wood Custom with
Seeded Glass Option (CRD3)
Orientation of the seeded glass is vertical custom*

SPECIALTY GLASS OPTIONS


Optional specialty glass, including seeded, rain, obscure and frosted gluechip, is available on all Reserve® Wood models to provide that one-of-a-kind wood carriage house look. Most specialty glass options are also available in insulated and tempered offerings.




Seeded



Frosted Gluechip



Obscure




Delta Frost



Frosted



Narrow Reed



Rain

DESIGNING YOUR DOOR

Use the information below to select the appropriate model number.

RESERVE® WOOD LIMITED EDITION

Custom Reserve Door Design Base Material Overlay Material

CRD 1 L F

MATERIAL ORDERING CODES KEY:

BASE MATERIAL

M = Meranti R = Redwood
C = Cedar F = Fir
L = Luan P = Smooth Extria
G = Grooved Extria

OVERLAY MATERIAL

M = Meranti
R = Redwood
C = Cedar
F = Fir

CLASSIC™ WOOD MODEL 44

Raised Panel Rail/Stile Material Panel Material Panels Wide Panels High

44 F P # #

ORDERING CODES KEY:

RAIL/STILE MATERIAL

R = Redwood F = FJ Hemlock
C = Cedar P = Extria
H = Hemlock

PANEL MATERIAL

R = Redwood
C = Cedar
H = Hemlock
P = Smooth Extria

RESERVE® WOOD SEMI-CUSTOM

Reserve Door Rail/Stile Material Design Panel Material

R H 1 C

MATERIAL ORDERING CODES KEY:

RAIL/STILE MATERIAL

R = Redwood
C = Cedar
H = Hemlock

PANEL MATERIAL

R = Redwood P = Smooth Extria
C = Cedar G = Grooved Extria
H = Hemlock

CLASSIC™ WOOD MODEL 20

Recessed Panel Material Finish Panels Wide Panels High

20 S P # #

MODEL 10

Recessed Panel Number of Panels Wide Numbers of Panels High

10 # #

ORDERING CODES KEY:

MATERIAL

F = FJ Hemlock R = Okoume
S = Smooth Luan

FINISH

S = Stain Grade
P = Paint Grade

RESERVE® WOOD MODERN

OFFSET WINDOW

Modern Reserve Door Design Material

MRD OW M

ACCENT STRIP

Modern Reserve Door Design Material

MRD AS C

HORIZONTAL CLADDING

Modern Reserve Door Design Material

MRD HC R

MATERIAL ORDERING CODES KEY:

C = Cedar F = Fir
R = Redwood M = Meranti

CLASSIC™ WOOD MODEL 33

Flush Material Finish

33 S S

ORDERING CODES KEY:

MATERIAL

S = Smooth Luan R = Okoume

FINISH

S = Stain Grade P = Paint Grade

If a Cedar Base or Overlay material is chosen, Light, Dark or Mixed will need to be selected.



Visit clopaydoor.com or call 1-800-2CLOPAY (225-6729) for more information on Clopay, America's Favorite Garage Doors.

Follow us on

MADE IN USA



©2023 Clopay Corporation. All rights reserved.

RSDR-WOODIDEA-10_REV0123

imagine



DESIGN YOUR DOOR
OPEN CAMERA
AND POINT!