

ARTISAN
CUSTOM DOORWORKS

ELEVATING THE GARAGE DOOR



BENCHMARK

COMPOSITE GARAGE DOORS

Substantial. Wood Core Frame provides strength unmatched in the industry.

Long Lasting. Low maintenance Extria with Tricoya panels performs better than wood or Standard MDF and is naturally moisture-, weather-, insect- and rot-resistant.

Energy Efficient. High performance urethane core produces R rating of 9.1.


Refined Styling. Comes standard with detailed beveled trim and simulated divided lites. Choice of Swing or Trifold designs. Choice of Flush or V-Groove panels.

Easy to Finish. Comes standard with factory priming. Available with white latex top coat or custom color for a product that's ready to install.

Green Design. Built from recycled and sustainable materials. SCS certified.

BENCHMARK DESIGNS

Here is a sampling of designs available in the Benchmark Series of fine composite carriage doors. Please inquire for designs not seen here - available in our full library.



BENCHMARK DOOR SPECIFICATIONS

Construction Details

- Frame section: 1 1/4" thick • Tricoya panels: 3/8" thick • Overall section thickness: 2"
- Urethane foam core: R value of 9.1 • Extra face frame: 3/4" thick with profiled edges
- Overlay boards: 5 3/4" width Interior back: 1/4" marine grade mahogany plywood

Standard Design Features

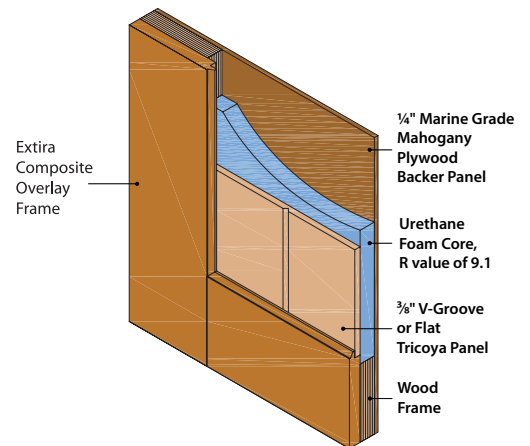
- Torsion springs • Heavy-duty track • 11-gauge hinges
- Commercial-grade white nylon rollers
- Vinyl bottom astragal with aluminum retainer

Window & Lite Options

- Exterior grille features simulated divided lites
- Single-wide door can have up to 16 lites
- Double-wide door can have up to 32 lites

Finish Options

The Benchmark is a paint-grade wood composite door that comes factory primed. A field application of high-quality exterior paint is required prior to installation in order to comply with the terms of the warranty.



Upgrade Options

- Factory finishing
- Custom colors available
- Powder-coated hardware and track
- Decorative hardware

Guaranteed Quality

- Artisan offers a 3-year limited warranty on Benchmark.



ARTISAN
CUSTOM DOORWORKS

ELEVATING THE GARAGE DOOR

BENCHMARK 2

OVERHEAD CARRIAGE STYLE DOORS

Our Benchmark 2 brings together beautiful, low-maintenance Extira materials and innovative construction techniques to provide countless design possibilities that will enhance your home's curb appeal and architectural charm.

Popular Carriage Door Styles. Benchmark 2 is available in Swing, Trifold, and Barn Styles to complement most types of architecture.

Standard and Custom Sizes. Specify your door size to fit new construction or your existing garage door opening. Single and double doors are available.

Elegant Panel Styles. Choose from standard panels options.

Green Design. Built from recycled and sustainable materials.


Simulated Divided Lites. Our simulated divided lite window grilles provide an opportunity to mimic your home's existing architecture as well as to create something new. Tempered, insulated or specialty glasses are available as an upgrade option.

Finishes for Maximum Durability and Appeal.


The Benchmark 2 is a paint-grade wood composite door that comes factory primed for the field-applied paint color of your choice. Our factory finish option has superior heat reflectivity and provides a long-lasting paint finish.

BENCHMARK 2 DESIGNS

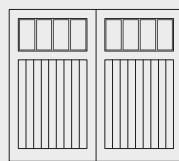
SWING STYLE




B2-SW-16L-4VP-HBU




B2-SW-16L-2VP-HBU




B2-SW-8L-2VP



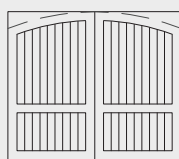
B2-SW-2VP-XB




B2-SW-2VP



B2-SW-16L-AT-2VP-XB



B2-SW-AT-2VP-CRL




B2-SW-2VP-CRL-SB

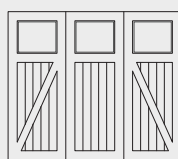
TRIFOLD STYLE



B2-TF-18L-3VP-CRH

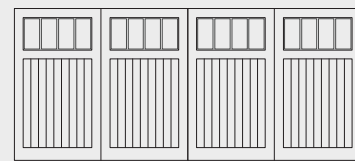


B2-TF-0L-AT-3VP




B2-TF-3L-3VP-ZB

DOUBLE DOORS



B2-SW-16L-4VP



B2-SW-2AT-4VP-CRL-XBL

DOOR SPECIFICATIONS & CONSTRUCTION:

- Overall door thickness of 1¾”.
- Low-maintenance Extira face on engineered LVL core frame
- High-performance urethane insulation provides an R value of 9.
- Plywood backer panel on interior of door.
- Glazing is double-strength clear glass.
- Grid patterns use simulated divided lites.
- Window muntins are beveled 1” wide.
- Bottom astragal with weather stripping is an EPDM rubber seal mounted in an aluminum retainer.
- Highly durable and resistant to moisture, decay and rotting.
- Matching door stops are available and include a choice of black, brown, beige or white Q-Lon seals.

Standard Design Choices:

- Standard arch or square top
- Glass top section
- Beveled window muntins
- Solid top – no glass
- V-Groove panels (VP)
- Simulated raised panels (RP)
- Cross bucks (X-buck), V-Bucks, Z-Bucks (A-Bucks)
- Cross rails

Upgrade Options:

- Herringbone V-groove panels
- Tempered, insulated or specialty glass
- Custom arch top
- Mullioned lites
- Custom-designed panels
- Custom door design
- Decorative hardware

Guaranteed Quality:

Artisan warrants each Benchmark 2 door for a period of 3 years against manufacturing defects and 1 year on factory-applied finishes.

Finish Options:

- All Benchmark 2 doors are primed and ready for you to paint.
- Custom paint

PANORAMA DOOR SPECIFICATIONS

Construction Details

- 1 3/4" white mill-finished aluminum frame (thickness varies based on grille patterns)
- Standard finishes include clear anodized, baked on white, or medium bronze anodized
- Reinforced fins on each section of the garage side help stiffen door when it opens
- 3 3/8" bottom, top rails, and end stiles
- Open View model uses heavy 5 3/8" or 7 3/8" bottom and top rails

Window & Lite Options

- Classic model available with two, three, or four windows divided by mullions
- Open view model features three horizontal panels without mullions (visible seams)
- French door model features two large sections that can be three or four lites wide (invisible section break hides joints)

Standard Design Features

- Clear tempered glass in windows

Upgrade Options


- Powder-coated aluminum frames available
- Polycarbonate glass available in a wide variety of colors including gray tint, bronze tint, obscure, gray light one-quarter, and white laminated
- Decorative glass also available
- Faux handles available for French door style
- Powder-coated tracks and track hardware available
- 20", 32", high lift, and vertical options available
- Door trim on outside jamb provides a seal

Finish Options

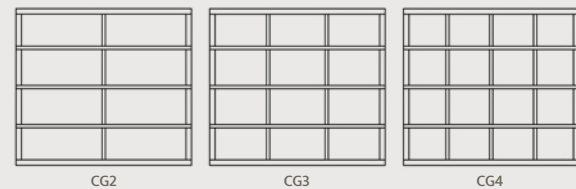
- Aluminum frame can be painted in a wide variety of colors, including metallics

Guaranteed Quality

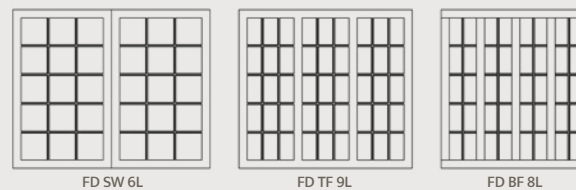
- Artisan offers a three year warranty on the hardware and a five year warranty on the sections



Classic Glass Style



French Door Style



Open View Style



PANORAMA DESIGNS

Panorama is available in standard and custom sizes in classic, open view, and French door styles. Here's a small sampling of popular doors. Contact Artisan for additional possibilities and design help.



ARTISAN
CUSTOM DOORWORKS

ELEVATING THE GARAGE DOOR

PANORAMA

MODERN GLASS GARAGE DOORS

An exciting new addition to Artisan's lineup of fine garage doors, Panorama still brings the same unparalleled quality people trust. This beautiful door series is the perfect addition to a variety of homes, from contemporary ranchers to classic farmhouses.

ARTISAN
CUSTOM DOORWORKS

975 Hemlock Road, Morgantown, PA 19543
888.913.9170 | Fax: 610.913.6036
artisandoorworks.com

© Artisan Custom Doorworks. Artisan reserves the right to modify models and specifications without notice.

WHY CHOOSE GLASS GARAGE DOORS?

There are many reasons to purchase a glass garage door for your home. Because they let in so much light, you can add a workshop or home gym and use it all year long. Their strength and resilience also adds more security to your home to keep your family safe. And because they're resistant to decay, rotting, moisture, and insect damage, a glass garage door is a long-term investment that's worth every penny.



Uncompromising Artisan Quality. The Panorama series is handcrafted the Artisan way, so you can count on the best garage door available.

Light Transmission. Because the majority of the door is glass, Panorama offers excellent light transmission into your garage.

Standard and Custom Sizes Available. Specify your door size to fit new construction or your remodeling needs. Single and double doors are available to fit any home.

Substantial & Strong. The Panorama series combines strong tempered glass with a sturdy white mill-finished aluminum frame.

Elegant Window Styles. Choose from windows and lites in a variety of configurations to completely customize the look of your Panorama garage door.


Modern Design. The sophisticated, contemporary look of the Panorama series will boost your home's curb appeal and grab everyone's attention.



Finish Options



Clear Anodized



Baked On White




Medium Bronze Anodized

BEST HOMES FOR PANORAMA GARAGE DOORS

The Panorama series is perfect for modern, contemporary style homes. It's also an eclectic addition to more traditional residences like farmhouses. And because it's weather durable, the Panorama series does well in most geographic areas.

MAINTAINING YOUR PANORAMA GARAGE DOOR

Along with being beautiful and stylish, Panorama garage doors are also easy to clean. Simply polish them with glass cleaner and a towel like you would any window. There are no special products or cleaning methods required.



PRELUDE 2

VINYL GARAGE DOORS

Low Maintenance. Innovative materials and construction techniques with countless design possibilities.

Popular Carriage Door Styles. Prelude 2 is available in Swing, Trifold, and Barn styles to complement any home style or architecture.

Standard and Custom Sizes. Specify your door size to fit new construction or your remodeling needs. Single and double doors are available. Doors are made to order and are easily customized to any size opening.

Elegant Panel Styles. Choose from standard panels options or design your own.

Simulated Divided Lites. Our various window grille options can complement your home's existing architecture as well as to create something new.

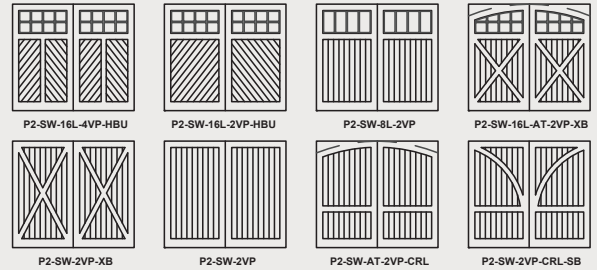
Finishes for Maximum Durability and Appeal
Our factory finish option has superior heat reflectivity and provides a long-lasting paint finish.

PRELUDE SERIES

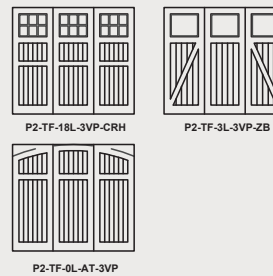
The Prelude 2 brings together beautiful, low-maintenance materials and innovative construction techniques to provide countless design possibilities to enhance your home's curb appeal and architectural charm.



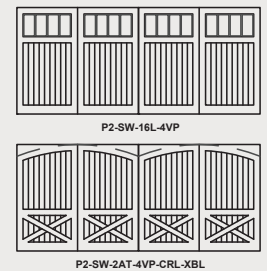
SWING STYLE



TRIFOLD STYLE



DOUBLE DOORS



PRELUDE 2 DOOR SPECIFICATIONS

Construction Details

- Standard overall door thickness of 1 $\frac{7}{8}$ "
- Low-maintenance cellular vinyl face on insulated steel frame
- Standard steel frame and insulation provides an R value of 7.8.

Standard Design Features

- Bright white interior door finish
- Bottom astragal with weather stripping is an EPDM rubber seal mounted in an aluminum retainer.
- Highly durable and resistant to moisture, decay and rotting.

Window & Lite Options

- Glazing is double-strength clear glass.
- Grid patterns use simulated divided lites.
- Window muntins are beveled 1" wide.

Standard Design Choices

- Standard arch or square top
- Solid top – no glass or Glass top section
- Beveled window muntins
- V-Groove panels (VP) and Simulated raised panels (RP)
- Cross bucks (X-buck), V-Bucks, Z-Bucks (A-Bucks), Cross rails

Finish Options

- Standard vinyl-faced doors leave our factory unfinished.
- Any Prelude 2 door can be factory finished using a custom color of your choice with a light reflectance value LRV of 60 or above.
- For dark paint colors with a LRV of 60 or less we recommend the Symphony or the Duet door Series.

Upgrade Options

- Standard vinyl-faced doors leave our factory unfinished.
- Mullioned lites
- Tempered, insulated or specialty glass
- R-18 insulated steel frame option door thickness 2 $\frac{1}{2}$ "
- Herringbone V-groove panels
- Custom arch top
- Custom-design panels and/or window grilles
- Custom door designs
- Decorative hardware

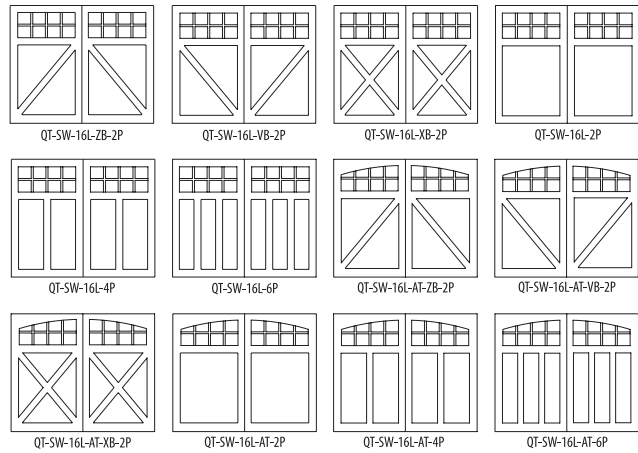
Guaranteed Quality

Artisan warrants each Prelude 2 door for a period of 3 years against manufacturing defects and 1 year on factory-applied finishes.

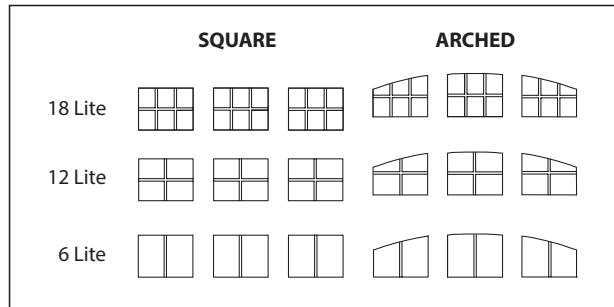
RHAPSODY DOOR STYLES

Quartet is available in standard and custom sizes (custom top) styles. Here is but a small sampling of popular doors. Contact Artisan for additional possibilities and design help.

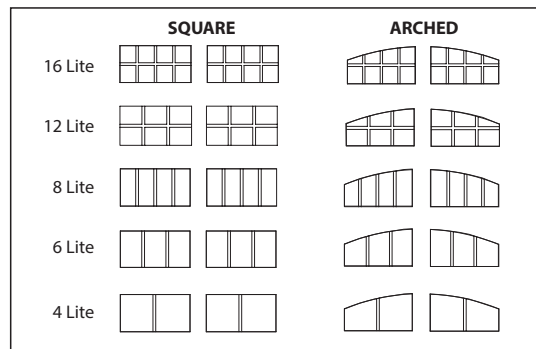
SWING STYLE DESIGN



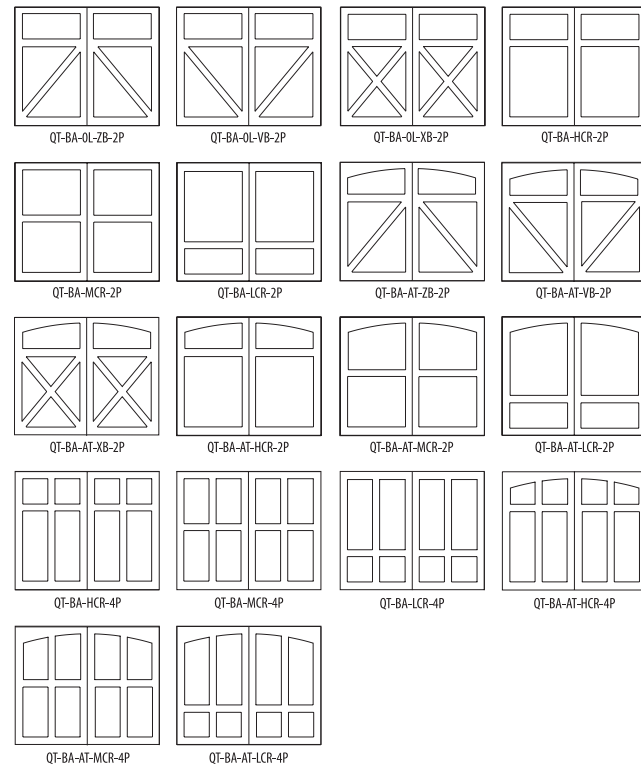
TRIFOLD WINDOW PATTERNS




SWING STYLE WINDOW PATTERNS



BARN STYLE DESIGN



TRIFOLD STYLE DESIGN



ARTISAN
CUSTOM DOORWORKS

ELEVATING THE GARAGE DOOR



QUARTET

COMPOSITE CARRIAGE DOORS

As lasting as they are beautiful, Artisan's Quartet garage doors complete any home's visual ensemble with handsome selections in barn, swing, or trifold styles.

ARTISAN
CUSTOM DOORWORKS

975 Hemlock Road, Morgantown, PA 19543
888.913.9170 | Fax: 610.913.6036
artisandoorworks.com

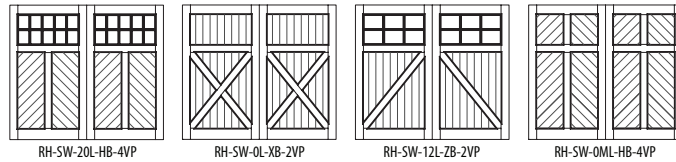
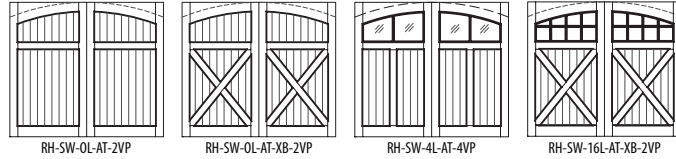
© Artisan Custom Doorworks. Artisan reserves the right to modify models and specifications without notice.

RHAPSODY DOOR STYLES

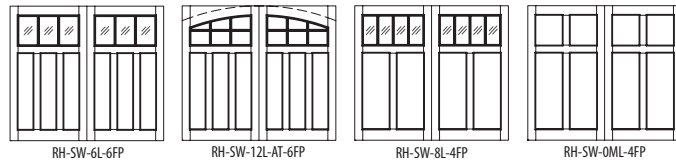
Rhapsody is available in standard and custom sizes (custom id top) styles. Here is but a small sampling of popular doors. requires a sketch to Artisan) in swing, trifold, and barn (sol- Contact Artisan for additional possibilities and design help.

SWING

V-Groove Panels





Flat Panels



DOUBLE SWING

V-Groove Panels



TRIFOLD

V-Groove Panels



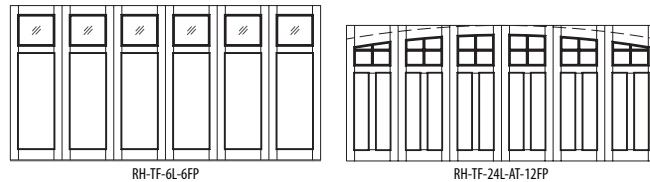
Flat Panels



Raised Recessed Panels

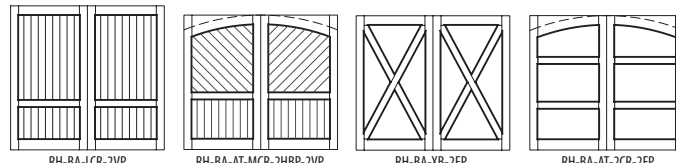
DOUBLE TRIFOLD

Flat Panels



BARN


V-Groove Panels



Flat Panels


DOUBLE BARN

V-Groove Panels



ARTISAN
CUSTOM DOORWORKS

ELEVATING THE GARAGE DOOR



RHAPSODY

COMPOSITE CARRIAGE GARAGE DOORS

Few doors are as attractive and durable as a Rhapsody. Low-maintenance, prefinished faux hardwood exteriors limit frequent staining or painting, so the doors look great for years.

ARTISAN
CUSTOM DOORWORKS

975 Hemlock Road, Morgantown, PA 19543
888.913.9170 | Fax: 610.913.6036
artisandoorworks.com

© Artisan Custom Doorworks. Artisan reserves the right to modify models and specifications without notice.

THE RHAPSODY DIFFERENCE

Rhapsody doors are molded in the subtle textures and patterns of select Sapele Mahogany hardwood. With no exterior fasteners, outer surfaces show no unsightly nail or screw holes. A wide selection of finishes and carriage house designs make Rhapsody perfect for high-end architectural treatments. With available custom painting, it's even more versatile.

Lightweight composite facing eases strain on door hardware, springs and operator systems—and two-sided insulated steel frames are strong and energy efficient.

Rhapsody's special heat-reflective finishes excel for installations in beach, lakefront and coastal locales. Unlike common vinyl models, Rhapsody doors, with these precision-engineered finishes, minimize solar heat gain. The finishes are formulated to stand up well under demanding environments, no matter where they are installed.


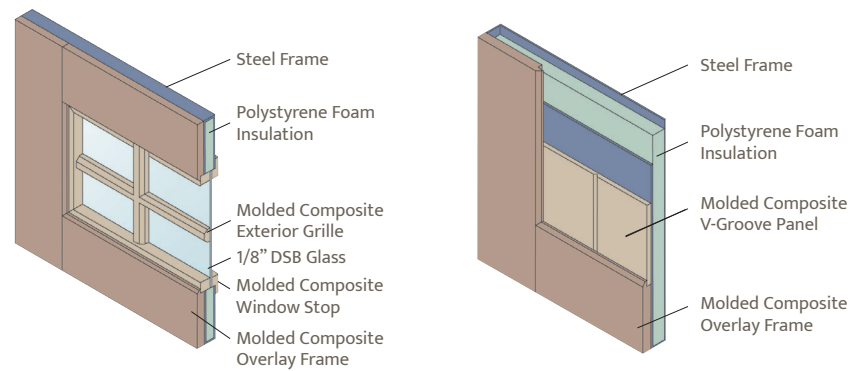


Trifold, 18 Lites, Arch Top, 3 V-Groove Panels, Dusty Mahogany (RH-TF-18L-AT-3VP)



Swing, 12 Lites, 2 V-Groove Panels, Cross Bucks, Royal Cherry Finish (RH-SW-12L-XB-2VP)

RHAPSODY CONSTRUCTION DETAILS



Raised Recessed Panel Detail



Swing, 2 Arch Top, 32 Lites, 16 Flat Panels, Traditional Mahogany (RH-SW-32L-2AT-16FP). Decorative hardware is sold separately.

Swing, Arch Top 16 Lites, 8 Flat Panels, Traditional Mahogany (RH-SW-16L-AT-8FP). Decorative hardware is sold separately.



American Walnut, Dusty Mahogany, Driftwood Espresso, Burnt Oak, Golden Oak, Driftwood Mocha, Colonial Mahogany, Royal Cherry, Driftwood Van Dyke Black, Traditional Mahogany, Ash, English Oak, Designer White

FINISHING

FACTORY FINISHING

Rhapsody doors are available in a spectrum of heat-reflective colors — seven stains, three Driftwood tones, and Designer White, and custom paint colors. Our precision-engineered finishes minimize solar heat gain. Our finishes are formulated to stand up well under demanding environments, no matter where they are installed.

DOOR SPECIFICATIONS

- 3/4" Faux Sapele Mahogany molded composite facing over 1-3/8" insulated steel blank, for a nominal thickness of 2-1/8"
- R-9 Insulation
- Panel options include Flat (FP), Raised/Recessed (RRP), or V-Groove (VG).
- Z-Buck, V-Buck, or Cross Buck trim boards.
- Simulated divided lite glass options include DS Clear, insulated, and specialty glasses.

THE ARTISAN WARRANTY

★ 7 YEAR WARRANTY ON FINISH

★ 7 YEAR WARRANTY AGAINST DELAMINATION

★ 5 YEAR WARRANTY ON HARDWARE

Note: Doors that are west or south facing and are painted dark colors that have an LRV (Light Reflectance Value) of 20 or less, will VOID our manufacturer's warranty.

FOR A CLASSIC VISUAL ENSEMBLE

We build the rich look of premium woods into every Quartet door with composite materials that maintain superior looks and function for years to come. Quartet doors also incorporate

R16 insulation, heavy-duty torsion springs, and industry standard track and hardware for top performance. They look just right in virtually any architectural design context.

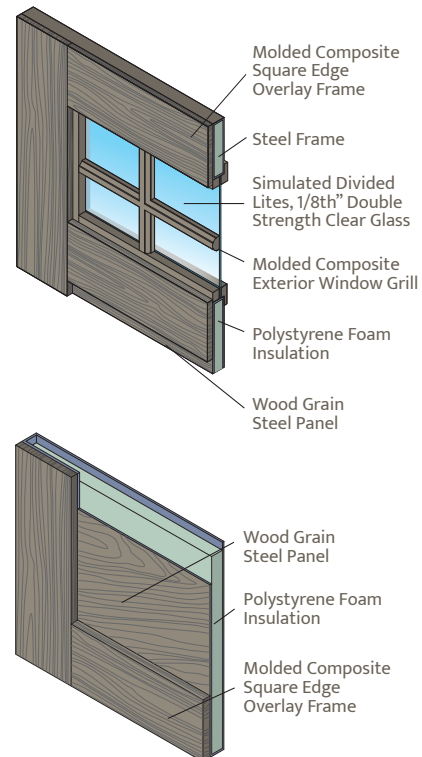


Swing, 16 Lites, 4 Panels, Mahogany, (QT-SW-16L-AT-4P) Decorative hardware is sold separately.



Swing, 16 Lites, Arch Top, V Buck, Ash (QT-SW-16L-VB-2P)

QUARTET CONSTRUCTION DETAILS



Swing, 16 Lites, 4 Flat Panels, American Walnut (QT-SW-16L-4P)



English Oak Carbon Black Polar White Ash Mahogany American Walnut

QUARTET – A CLASSIC ENSEMBLE

Durable, versatile, and energy efficient, Quartet doors belong wherever designers and homeowners value quality and first class visual appeal.

DOOR SPECIFICATIONS

- 3/4" thick quarter sawn oak composite overlays on 1-7/8" insulated steel frames.
- High thermal R16 Insulation
- Faux wood grain embossed steel panels
- Simulated divided lite grilles made from matching composite material.
- Square of arch top options, with or without glass.
- DS Clear, insulated, tempered or Specialty glass options.
- 4 handsome, factory applied faux wood colors

THE ARTISAN WARRANTY

★ 5 YEAR WARRANTY ON FINISH & DELAMINATION

★ 5 YEAR WARRANTY ON HARDWARE

★ LIMITED LIFETIME RUST THROUGH WARRANTY ON STEEL BASE SECTIONS

ARTISAN
CUSTOM DOORWORKS

ELEVATING THE GARAGE DOOR

SYMPHONY

VINYL GARAGE DOORS

Symphony Series combines the attractive appearance of historic wood carriage doors with the modern convenience of cellular vinyl, providing the perfect blend of detailing, durability and thermal-efficiency. Standard and custom door sizes are available.

SYMPHONY SERIES VINYL DOORS COMBINE WOOD-LIKE APPEARANCE AND EXCELLENT DURABILITY



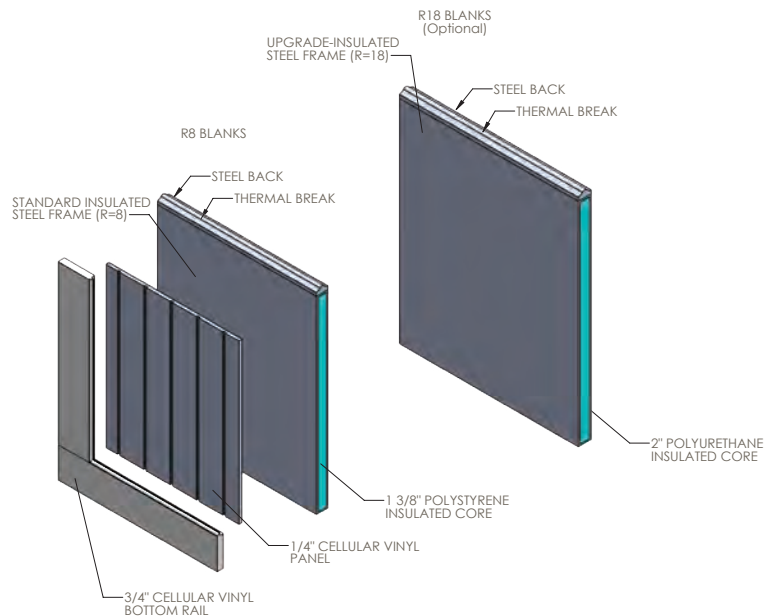
Swing style with arch top, oversized trim boards and decorative hardware

Specifications

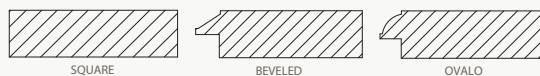
- Smooth cellular vinyl face and trim boards
- Square, beveled or ovalo trim profiles
- 26 gauge steel-sandwich insulated frame with baked on enamel finish.
- Overlay face boards are mechanically fastened together using hidden pocket screw holes for weather tight joints, then are bonded to the steel core frame.
- Hidden fastening techniques result in a clean and mark-free exterior surface.
- Square kerf accentuates the look of a swing, trifold or bifold door
- Simulated divided lites that feature an exterior grille with profiled edge milling for a rich, architectural detail.
- Double strength clear glass is standard.
- Excellent durability with outstanding impact resistance and dimensional stability.
- Optional Easy Care finish available in standard Designer White and custom lighter colors. (LRV 60 and above)
- Bottom astragal is an L-shaped aluminum retainer with a rubber seal.
- Easily customized to meet your design needs.
- Built by Hand.

On the cover: Swing style with custom arch top, 6 lites and 2 beaded panels. Fleur-de-lis decorative hardware.

Construction

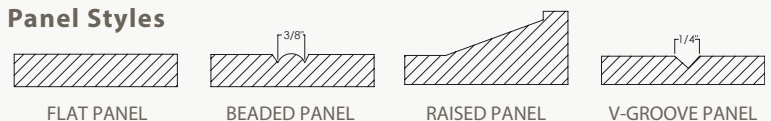


Trim Profiles



Square, beveled or ovalo trim profiles

Panel Styles




We offer four panel profiles to choose from and to be able to match architectural features of your home.



Swing style with 16 lites and oversized trim boards with matching Artisan entry door

Door Designs



Here are examples of different trim boards, please visit our door drawing library at artisandoorworks.com to see all available options.


Decorative Hardware

Artisan decorative hardware includes a collection of stunning strap hinges, pull handles and latches all style-coordinated and hand-forged with a black powder-coat finish. Aluminum available for coastal areas.

You can select 1/4" or 3/16"-thickness.



Examples of most Popular Hardware Options



Why Symphony

The garage door industry has changed a lot since Artisan helped launch the movement toward real wood, hand-made, carriage-style doors. While owners of signature architectural properties paid handsomely for that Old World craftsmanship and authenticity, the rest of the market sought a way to capture the look and feel of real wood but with low maintenance materials and mass production methods. Enter technical innovations like CNC routing machines that could quickly carve a design onto a flat piece of vinyl or printing wood grain patterns on a thin piece of steel.

In recent years, the market has been overrun with commodity carriage house doors that are cookie-cutter substitutes for the real deal. With one important exception of course — Artisan's hand-made Symphony series, which is a New World unto itself. No one does details like Artisan.

While an architecturally rich appearance is the main reason homeowners gravitate to Symphony, the added appeal is a low maintenance and durable design. That extends from an optional easy-care finish to outstanding impact resistance and dimensional stability, to an overall package that has made Symphony the first door series in the Artisan family to receive a 25-year warranty. That's lasting value that represents a whole new world in garage door aesthetics, care, and longevity.



Swing style with cross bucks, 16 lites and 2 beaded panel. Heart tip decorative hardware.

SYMPHONY SERIES - VINYL CRAFTED THE ARTISAN WAY

Symphony is uniquely defined by its remarkable wood-like appearance and low maintenance features. Using the same rigorous manufacturing standards as our wood carriage door offerings, Symphony is milled and handcrafted the Artisan way, which results in milled edges that have sharp definition, and joinery that has flush, weather-tight qualities.

Elegant Carriage Door Designs

The Symphony Series is available in Swing, Bifold, and Trifold designs reminiscent of historic carriage doors as well as today's designs.

Standard and Custom Sizes

Choose from 7ft, 8ft, and 9ft heights in both single and double wide configurations to fit existing openings, or specify a custom size.

Low Maintenance

Symphony's exterior face boards have consistent quality throughout and resist moisture, cracking, insects and decay for minimal upkeep.

Excellent Durability

Symphony features outstanding impact resistance and dimensional stability for all types of climates and surroundings.

No Visible Fasteners

Hidden fastening techniques and dependable bonding methods result in clean, mark-free exterior surfaces.

Energy Efficient

Insulating properties of cellular vinyl face boards and steel foam core frame combine for calculated R-value of 9.1. Also available with R 18 Steel-frame option.

Easy-Care Finish

Optional multi-Step factory finish seals and protects while adding a rich luster for easy care and cleaning.

25 Year Limited Warranty

ARTISAN
CUSTOM DOORWORKS

BEYOND ELEGANCE

TIMBERLIFE

TimberLife garage doors are manufactured from Accoya®, which is cutting edge green tech and carbon zero wood specially processed to overcome everything that shortens the life of wood - rot, termites, water, sun damage.

TimberLife is guaranteed to attract attention, because every door is crafted with the designs, details, hardware, and finishes that Artisan is famous for.



A NEW WAY OF THINKING ABOUT WOOD

WHAT IS ACCOYA®?

Accoya modified wood has become the timber industry benchmark when it comes to performance and sustainability. No other timber offers the same combination of durability, stability and versatility. Sustainably sourced, and with a low total lifetime carbon cost, Accoya actively contributes to a circular, bio-based economy.

THE ACETYLATION PROCESS

In the simplest of terms, acetylation is subjecting a softwood to a vinegar, which turns it into a hardwood by preventing the cells in the wood from being able to absorb water. So simplified, acetylated wood is... Pickled wood? More or less. Yes.

To understand the benefits of using acetylated timber, we should point out that acetylated wood does not absorb water. With untreated, badly treated or unmodified wood, water can bring a whole host of problems including rotting, warping, splintering, swelling, shrinking and being food for hungry insects.

The acetylation wood technology removes the issue at source; rather than treating wood with a toxic chemical trying to stop rot or insect attack and not helping with other water issues.

The result is real wood that doesn't rot. It doesn't warp, swell or shrink. It doesn't splinter and it isn't termite chow.

In fact, removing all these traditional issues means that acetylated wood presents even more benefits than just 'not failing'. It is so dimensionally stable (maintains its original shape and dimensions) that it's perfect for coating and has outstanding durability.

This wood is branded Accoya®. Accoya® is acetylated wood. In fact Accoya® is the only acetylated wood, and in our opinion the only wood worth considering.

NO WATER.

NO MOVEMENT.

NO PROBLEM!

TESTED TO THE LIMIT

STABILITY

The leading timber research institute, BM Trada, tested the stability of Accoya wood against other widely used engineered wood siding materials by cyclic exposure of coated boards to wet and ambient conditions.

BM Trada found that Accoya wood had exceptional stability and stated that Accoya used for siding boards could increase from standard 150mm wide profiles to 200mm when used externally. This increased width specification board shows Accoya wood's design flexibility and superior performance when compared to western red cedar, larch and thermally modified pine.

EXTERNAL COATINGS TEST

The leading timber research institute, BM Trada, was commissioned by Accsys to perform a series of exposure trials. One of the tests, using a translucent black coating for maximum radiant heat build is a particularly difficult situation for wood products.

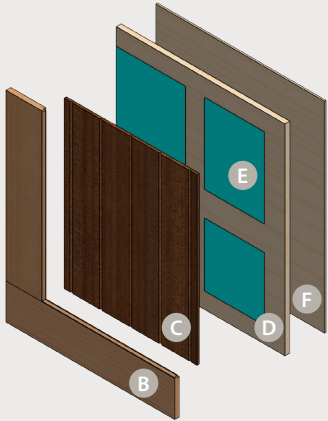
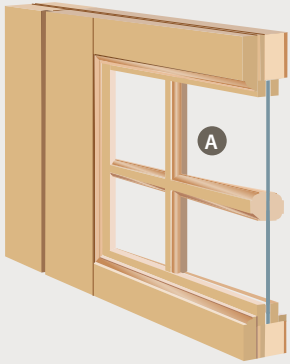
After 3.5 years, Accoya wood was found to outperform the competing boards in a number of ways, showing excellent coating performance. Accoya wood maintained a flat surface with no grain raising, virtually no shelling, cracking, checking or fissuring. External dirt was easily cleaned off revealing a sound clean surface with no coating issues.

DURABILITY

Though BS EN350-2 does not strictly speaking apply to modified timbers such as Accoya, the BRE have made an assessment that the durability class 1 rating achieved by Accoya wood in trials is equivalent to class 1 of natural timbers. Therefore service life statements attributed in BS 8417 are applicable to Accoya wood. Under BS 8417, only siding made from timbers of durability class 1 are suitable for situations where there is a desired service life of 60 years.

To find out more,
please visit accoya.com.

CONSTRUCTION DETAILS



A Simulated divided lites feature exterior and interior grilles.

B Accoya® frame overlay

C Accoya® panels, wood raised panel or T&G panels.

D Accoya® frame.

E Foam insulation contributes to a total calculated frame R-value of 9.1.

F 3/8" Tricoya® Back Panel



Swing Style, 12 Lites, Herringbone T&G Panels.

STANDARD CONSTRUCTION SPECIFICATIONS

- Core frames are constructed using Accoya® lumber with a urethane insulated foam core. Tricoya® backer panels are pressure laminated for added strength.
- Frame overlay stiles and rails are coped and mechanically joined with hidden joinery for tight seams and are high-pressure bonded to the core frame.
- Artisan's proprietary lamination process allows the face frame and core frame attachment to eliminate exterior fastener filler marks.
- Simulated divided lites with both exterior and interior grilles have profiled edge milling for a rich, architectural look. True divided lites are also available.
- Standard glazing is double-strength clear glass.
- Bottom astragal is an EPDM rubber mounted in an aluminum retainer.

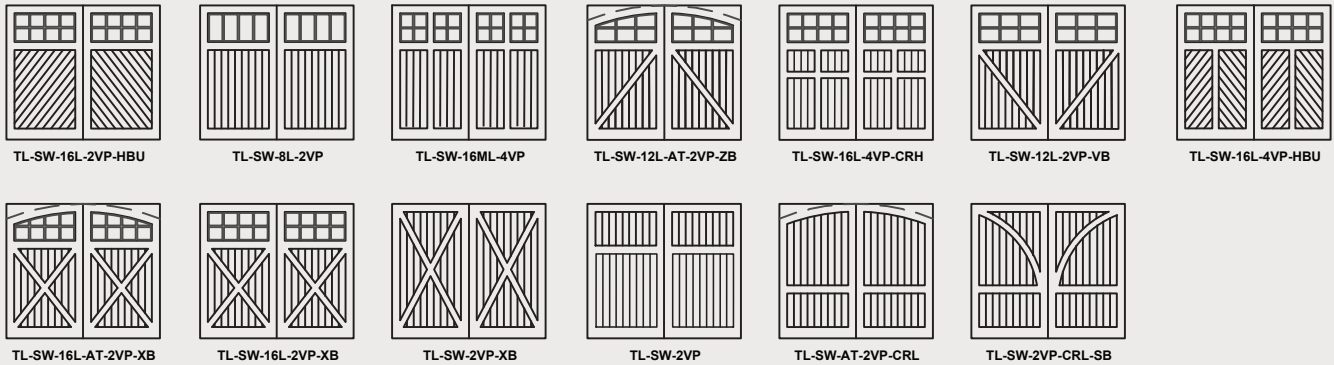
On The Cover: Swing Style, 12 Lites, 6 Square Groove T&G Panels, Colonial Mahogany.

SWING STYLE DOOR DESIGNS


Our swing style doors replicate the look of historic carriage house doors. You can choose from single and double doors with a variety of decorative Trim Upgrade Options

- Cross Buck (X-Buck)
- Z-Buck (A-Buck)
- Sprung Diagonal Boards
- Wide Center Bead
- V-Buck
- Cross Rail
- Chamfered Edges
- False Center Post


Examples for Swing Style Design Options



Examples for Tri-fold Design Options

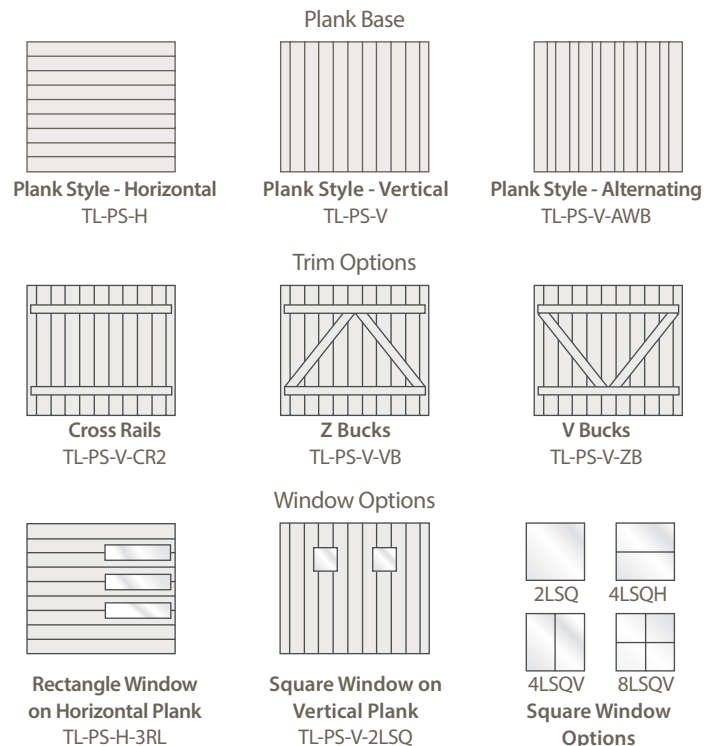


Examples for Swing Style Design Options



PLANK STYLE DOOR DESIGNS

We offer several different plank style doors to suit your unique preferences. These include horizontal and vertical options with several trim styles.



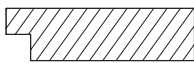


Swing Style, 16 Lites, X-Bucks, Chamfered Edge, Color: Rosewood

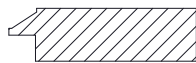
TRIM PROFILES & PANEL STYLES

We offer four trim and five panel profiles to choose from and to be able to match architectural features of your home.

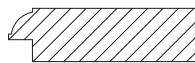
Trim Profiles



SQUARE



BEVELED

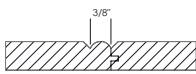


OVALO

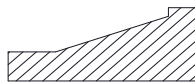
Panel Styles



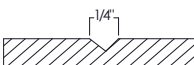
FLUSH T&G



BEADED T&G



RAISED



V-GROOVE



SQUARE-GROOVE



Chamfered Edges on Trim Boards
Color: Rosewood



Swing Style, Arched Tops, 2 Lites, Cross Rails, 2 V-Groove Panels
Color: Java, Wirebrushed.

Artisan offers a factory-applied finish - either stained or painted.

You can choose from

- EnduraFinish stain - 12 Artisan standard stain colors
- Sansin Enviro Stain*. For complete color selection go to sansin.com/color
- or any custom paint color - 2 coats of primer, 2 coats custom of paint color

Wire Brushed Boards

Boards can be ordered with a traditional smooth finish or wire brushed. Wire brushing the surface of a board removes the softer pulp of the wood creating more dramatic texture.




CHARRED Accoya®

is wood burnt in the Japanese style of shou sugi ban. Our charring & sealing process makes for beautifully designed exterior wood siding. Like any exterior wood siding prefinished or finished in place, these materials will weather naturally over time and will require maintenance.





Textured



Satin etched



Metallic painted



Top Section Options

- Arch top with standard or custom radius.
- Mullioned lites.
- Custom glass configurations with simulated or true divided lites.
- Specialty glass with countless options. Please visit our website.

SELECT YOUR COLOR & ADD FINISHING TOUCHES & ACCESSORIES

Door Jambs

- Select matching wood species door jambs and casings

Door Stops & Seals

- Door stops can be purchased to match the wood species, color, and finish of your door.
- Seals come in 4 colors to coordinate with your door and trim colors. Stops and seals provide for a tight weather-resistant seal around your door opening.

Decorative Hardware

- Artisan decorative hardware is a great add-on accessory that will enhance the beauty and curb appeal of your door. Check on our website for more details about the selection of decorative hardware we offer.



Go to Artisandoorworks.com for more details on products and accessories.



Tri-Fold, 18 Lites, 3 V-Groove Panels, Color: Black Stain.



Double Swing Style, 2 Arch, False Center Post, Z-Bucks, Decorative Hardware,
Color: Dusty Mahogany, Wirebrushed



OUR WARRANTIES



**50 YEAR
WARRANTY**

50 YEARS - above ground

Acetylated wood had been studied by wood scientists for many decades before Accoya came to the market. Consequently, there are examples of long term trials where acetylated wood has demonstrated its exceptional performance.

Therefore we can offer the unrivalled 50 year warranty.



**25 YEAR
WARRANTY**

25 YEARS - in ground or fresh water

Accoya wood has been thoroughly tested for dimensional stability, durability, paint retention and in-ground conditions to ensure optimal performance and continues to be used by scientists as the benchmark against which other treatments and modified timbers are measured.

With a 25 year warranty in ground or freshwater, why choose anything else?

ARTISAN
CUSTOM DOORWORKS

BEYOND ELEGANCE

TIMBERLIFE

A half century of beauty and performance. Starting now.

Because TimberLife is made from the cutting edge, green tech wood Tricoya, Artisan is able to offer a jaw-dropping 50-year warranty. Tricoya modified (acetylated) wood does not absorb water, so it resists rotting, warping, shrinking, splintering, swelling, and attracting insects. For homeowners who want to make their garage a remarkable visual statement, we see a beautiful future together.





A NEW WAY OF THINKING ABOUT WOOD



WHAT IS TRICOYA®?

Tricoya high-performance MDF panels have become the timber industry benchmark for performance and eco-friendliness. No other species offers the same combination of durability, stability, and versatility. Sustainably sourced and with a low total lifetime carbon cost. Tricoya actively contributes to a circular, bio-based economy.

THE ACETYLATION PROCESS

Acetylation is subjecting a softwood to vinegar, which turns it into a hardwood by preventing its cells from absorbing water. So acetylated wood is... Pickled wood? More or less. Yes.

Water can bring a whole host of problems to untreated, badly treated, or unmodified wood—rotting, warping, splintering, swelling, shrinking, and destruction by insects.

Acetylation wood technology removes all these issues at source. It is so dimensionally stable (maintains its original shape and dimensions) that it's perfect for coating and has outstanding durability.

This wood is branded Tricoya® and it is the only acetylated wood.

NO WATER. NO MOVEMENT. NO PROBLEM!

- Structural stability and design flexibility that far exceeds natural wood
- Timber industry benchmark when it comes to performance and environmental sustainability
- Warranted for a half century against rot, termites, and expected degradation

To find out more, please visit tricoya.com



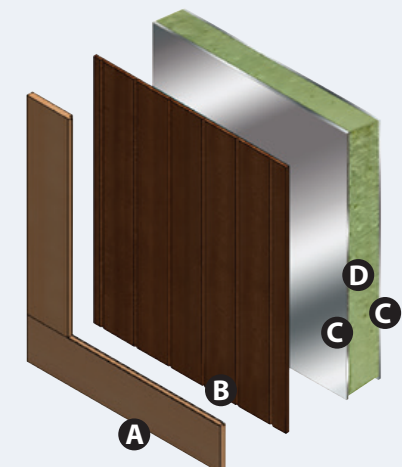
Swing Style, 12 Lites, Herringbone T&G Panels, Color: Naval

STANDARD CONSTRUCTION SPECIFICATIONS

- All the advantages of our Accoya® wood doors but lighter in weight - Tricoya® is a new breed of MDF that perfectly blends as the outer skin and backer panel to a rugged but lighter steel frame.
- Same eco-friendly modified wood that prevents cells from absorbing water, which is why it resists rot, warping, swelling, shrinking, splintering, and insect damage.
- Simulated, divided lites with both exterior and interior grilles have profiled edge milling for a rich, architectural look. True divided lites are also available.
- Standard glazing is double-strength clear glass.
- Any color or new faux stain consisting of heat reflective paint and glaze.
- Same design flexibility featuring our proprietary lamination process and hidden joinery (no exterior fastener filler marks).
- Bottom astragal is an EPDM rubber mounted in an aluminum retainer.

CONSTRUCTION DETAILS

- A** Tricoya® frame overlay.
- B** Tricoya® outer skin wood raised panel or T&G panels.
- C** Lightweight steel frame.
- D** Foam insulation contributes to a total calculated frame. R-value of 18.

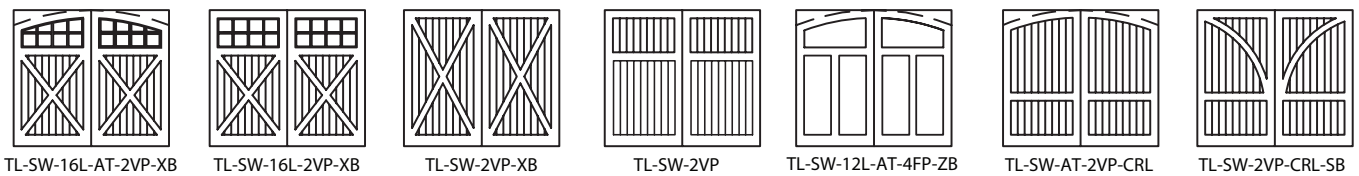
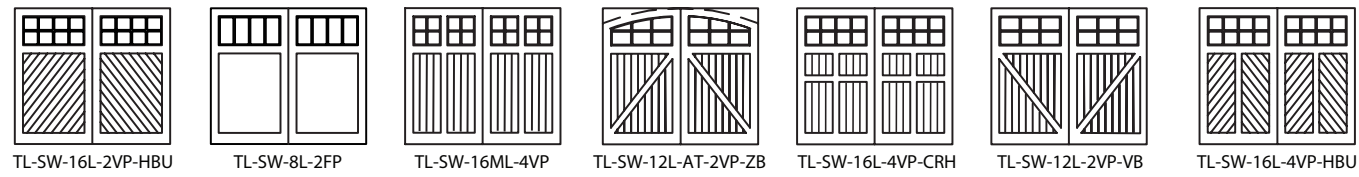


SWING STYLE DOOR DESIGNS

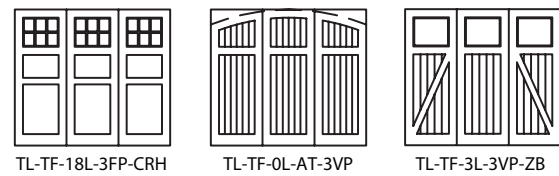
TimberLife swing style doors replicate the look of historic carriage house doors. You can choose from single and double doors with a variety of decorative Trim Upgrade Options:

- Cross Buck (X-Buck) • V-Buck • Z-Buck (A-Buck) • Cross Rail • Sprung Diagonal Boards
- Chamfered Edges • Wide Center Bead • False Center Post


Examples of Select Single Swing Style Designs



Examples of Tri-fold Designs



Examples of Select Double Swing Style Designs

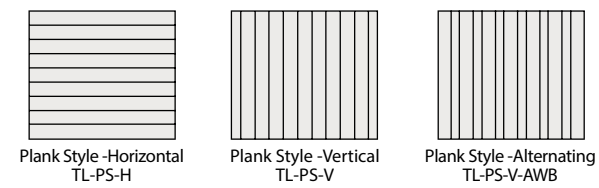


PLANK STYLE DOOR DESIGNS

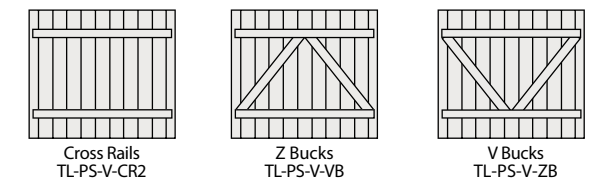
We also offer a variety of plank style doors to suit your unique preferences. These include horizontal and vertical designs with several trim options.

- Cross Rails • Z-Bucks • V-Bucks

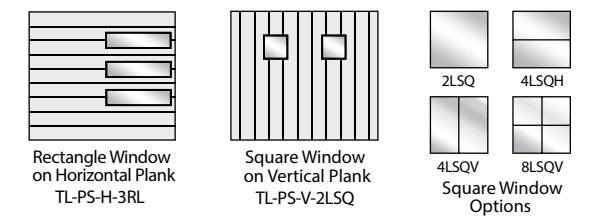
Plank Base



Trim Options



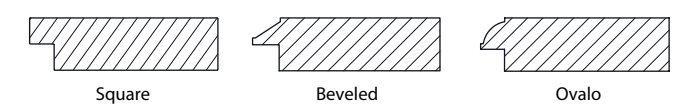
Window Options





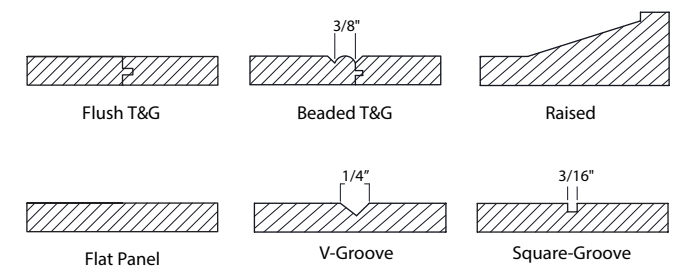
TRIM PROFILES & PANEL STYLES

TimberLife comes in a choice of four trim and five panel profiles

Trim Profiles



Panels Profiles



SELECT YOUR COLOR & ADD FINISHING TOUCHES & ACCESSORIES

TimberLife Stains and colors

Artisan offers a factory-applied finish - either stained or painted. You can choose from:

- Custom paint colors - 2 coats of primer, 2 coats of any custom paint color



Tri-Fold, 18 Lites, 3 V-Groove Panels, Color: Royal Cherry

Door Jamb

- Door Stops & Seals
- Seals come in 4 colors to coordinate with your door and trim colors. Stops and seals provide for a tight weather-resistant seal around your door opening.

Faux Stains



American Walnut



Ash



Burnt Oak



Colonial Mahogany



Dusty Mahogany



English Oak



Royal Cherry



Traditional Mahogany




Swing Style, Arched Top, 2 Lites, Cross Rails, 2 V-Groove Panels, Color: Ash



Decorative Hardware

Artisan decorative hardware is a great add-on accessory that will enhance the beauty and curb appeal of your door. Check on our website for more details about the selection of decorative hardware we offer.



Tulip Strap

Heart Strap


Bean Strap

Top Section Options

- Arch top with standard or custom radius.
- Mullioned lites.
- Custom glass configurations with simulated divided lites
- Specialty glass with countless options. Please visit our website.




Textured



Satin Etched



Metallic Painted



**50 YEAR
WARRANTY**

50 YEARS - above ground

Acetylated wood had been studied by wood scientists for many decades before Tricoya came to market. Consequently, there are examples of long term trials where acetylated wood has demonstrated its exceptional performance. Therefore Artisan can offer the unrivaled 50-year warranty on its TimberLife doors.

ARTISAN
CUSTOM DOORWORKS

ARTISAN CUSTOM DOORWORKS

975 Hemlock Road, Morgantown, Pa 19543
888-913-9170 | Fax: 610-913-6036
artisandoorworks.com

DESIGN CENTER
475 Jessen Lane, Suite 300
Charleston SC 29492