



Residential Product Line

Contents

American Tradition™ 9000 Series Carriage House Models Insulated Steel & Overlay / 2½" thick / R-16.77 Insulated Steel & Overlay / 2" thick / R-13.45	p 2-7
Residential Aluminum 360 Series Full View Aluminum / 2" thick	p 8-9
5000 Series Insulated Aluminum / 2" thick / R-17.66 Insulated Aluminum / 1¾" thick / R-16.18	p 10-11
2000 Series Insulated Steel / 2" thick / R-17.66	p 12-13
700 Series Insulated Steel / 1¾" thick / R-16.18	p 14-15
600 Series Insulated Steel / 1½" thick / R-13.45	p 16-17
2400 Series 24 Gauge Steel / 2" thick / R-7.45 Available	p 18-19
2500 Series 25 Gauge Steel / 2" thick / R-7.45 Available	p 20-21
SelectView Options	p 22-23
Glass Options	p 23
Window Options	p 24-27
Residential Warranty and Product Gauge Information	p 28
Wind Load & Accessories	p 28
Quality & Environmental Commitment	p 29

Quality People. Quality Products.



We value our customers and manufacture our garage doors with the highest quality workmanship and raw materials.

Our method is simple. We hire quality people driven to produce quality products. We don't just say it - we do it. Together, we find innovative ways to solve problems and continuously improve while working smarter and safer. Our people take pride in their work and strive to provide the highest quality of product and service day in and day out. That's the Haas Door Difference.

As you read forward, allow us to open a door to endless possibilities for you!

haasdoor.com



Create your garage door and view it on your home at **haascreate.com**




FEATURES

- 2⁵/₈" or 2" Thick with Overlay with Full Thermal Break
- 17.66 Calculated R-Value (9200 Models); 13.45 Calculated R-Value (9600 Models)
- Environmentally Compliant Polyurethane Insulation
- 26-Gauge Galvanized Steel
- Polyurethane Overlay Boards
- 13 Base & Overlay Colors
- 12 Door Designs
- 10 Window Options
- 4 Impact Polycarbonate Glazing Options
- Available with Wind Load & Impact Options
- Industry Leading Warranty
 - Lifetime Rust-Through & Delamination
 - 10 Year Finish
 - 6 Year Hardware
 - 5 Year Overlay Delamination
 - 3 Year Spring
 - 1 Year All Other Components


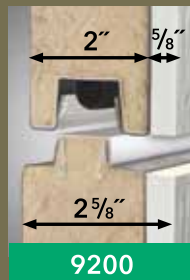


American Tradition™ 9000 series




LIMITED
LIFETIME
WARRANTY

9630 in carbon black with arch 3-pane dark gray/dark gray windows



A Full Thermal Break is used in the tongue-and-groove construction of all 9000 series doors. This rigid vinyl extrusion seals the joints and eliminates metal-to-metal contact, which limits the transfer of temperature.

9200 series doors include Air Infiltration Seals, which exceed the ASHRAE 90.1 Standard when installed with standard bottom seal and commonly available rigid/flexible vinyl door stop.



Single Door Designs



Double Door Designs



Enjoy the handcrafted quality and rich traditional carriage house style without the maintenance of wood. The American Tradition™ 9000 Series doors contain environmentally compliant polyurethane insulation with a calculated R-value of 17.66 or 13.45. They are available in eight solid and five wood grain colors, with an option to mix and match any combination. (examples: almond boards on a sandstone door or carbon black boards on an american walnut door)



9621 in charcoal with ash overlays, 3-pane windows



9620 in graywood with with 3-pane windows



9652 in polar white with solid arch



9620 in english oak with 3-pane windows



9631 in almond with single arch 6-pane windows

Solid Base & Overlay Colors



Wood Grain Base & Overlay Colors



Color Notes: Wood grain overlays are handcrafted and can vary slightly in color like real wood.
 *Additional charge for Carbon Black which includes a cool chemistry paint finish but is not recommended for projects with extreme exposures to heat and sunlight.

Due to the printing process, colors may vary. For an accurate color match, contact your Haas Door dealer.

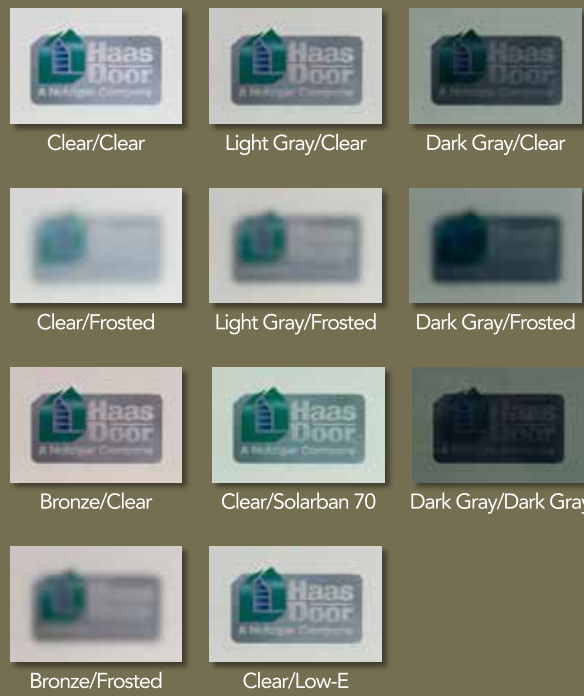
Top Section Window Designs

Windows available in top 2 sections




Glass Options

Insulated - 1/2" tempered (optional)



Non-Insulated - 1/8" tempered (standard)



Impact Polycarbonate - (UV rating on Clear only)



Decorative Hardware



Hinges (optional)



Handles (standard)



Residential Aluminum 360 series

FEATURES

- .050" Minimum Aluminum Tubular Extrusion
- Rust and Corrosion Free
- Commercial-grade Aluminum
- Tongue-and-Groove Section Joints with Air Infiltration Bulb Seal
- Optional Polystyrene Insulated Rails with Calculated R-value up to 4.4
- Custom-matched Color and Powder Coating available
- 16 Insulated Glass Options
- 13 Non-Insulated Glazing Options
- 5 Impact Polycarbonate Glazing Options

(Glazing Options on pg23)



RA360ix in national cherry with insulated rails and 1/2" dark gray/frosted glass

RA 360 Series / 1 3/4" thick



RA360 in spiced walnut rails with matching solid panels and 1/4" laminated frosted glass




RA360 in charcoal rails with 1/4" laminated frosted glass (shown with extra stiles)




RA360 in dark bronze anodized rails with 1/4" impact clear polycarbonate

Solid Colors

Matching solid panels also available for all colors.



Powder Coated Wood Grain Colors



FEATURES

- 2" or 1¾" Thick with Full Thermal Break
- 17.66 Calculated R-Value (5200 Models); 16.18 Calculated R-Value (5700 Models)
- Environmentally Compliant Polyurethane Insulation
- Corrosion-Resistant Stucco Embossed Aluminum
- Air Infiltration Joint Seal (5200 Models)
- Available with Wind Load & Impact Options
- Decorative Glass Options (pg 24)
- SelectView Options (pg 22-23)
- 35 Window Options (pg 25-27)
- Industry Leading Warranty
 - Lifetime Delamination
 - 10 Year Finish
 - 6 Year Hardware
 - 3 Year Spring
 - 1 Year All Other Components



5000 series


MIAMI-DADE COUNTY
APPROVED



LIMITED
LIFETIME
WARRANTY

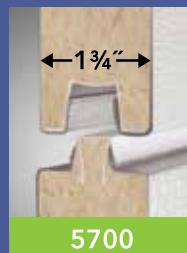
5210/5710 in polar white

5000 Series / 2" or 1¾" thick / R-17.66 or 16.18




A Full Thermal Break is used in the tongue-and-groove construction of all 5000 series doors. This rigid vinyl extrusion seals the joints and eliminates metal-to-metal contact, which limits the transfer of temperature.

5200 series doors include Air Infiltration Seals, which exceed the ASHRAE 90.1 Standard when installed with standard bottom seal and commonly available rigid/flexible vinyl door stop.



5700

Color Option



Polar White

Panel Options



Flush Stucco

Model 5210 (2" thick R-17.66)
Model 5710 (1¾" thick R-16.18)
Carriage Windows p24 & 25
Ranch Windows p24 & 26
TL Windows p26
Standard Windows p24 & 27



V-Groove Stucco

Model 5212 (2" thick R-17.66)
Model 5712 (1¾" thick R-16.18)
TL Windows p26



Raised Ranch Stucco Panel

Model 5270 (2" thick R-17.66)
Model 5770 (1¾" thick R-16.18)
Ranch Windows p24 & 26
Model 5267 (2" thick R-17.66)
Model 5767 (1¾" thick R-16.18)
Carriage Windows p24 & 25
Model 5287 (2" thick R-17.66)
Model 5787 (1¾" thick R-16.18)
Standard Windows p24 & 27



Raised Standard Stucco Panel

Model 5280 (2" thick R-17.66)
Model 5780 (1¾" thick R-16.18)
Standard Windows p24 & 27
Model 5268 (2" thick R-17.66)
Model 5768 (1¾" thick R-16.18)
Carriage Windows p24 & 25
Model 5278 (2" thick R-17.66)
Model 5778 (1¾" thick R-16.18)
Ranch Windows p24 & 26

Color Options

Wood Grain



Solid




**Additional charge for Carbon Black which includes a cool chemistry paint finish but is not recommended for projects with extreme exposures to heat and sunlight.

Due to the printing process, colors may vary.

For accurate color samples, contact a Haas Door dealer for a color selector.

FEATURES

- 2" Thick with Full Thermal Break
- 17.66 Calculated R-Value
- Environmentally Compliant Polyurethane Insulation
- 26-Gauge Galvanized Steel
- Air Infiltration Joint Seal
- Available with Wind Load & Impact Options
- Decorative Glass Options (pg 24)
- SelectView Options (pg 22-23)
- 35 Window Options (pg 25-27)
- Industry Leading Warranty
 - Lifetime Rust-Through & Delamination
 - 10 Year Finish
 - 6 Year Hardware
 - 3 Year Spring
 - 1 Year All Other Components



2000 series doors include **Air Infiltration Seals**, which exceed the ASHRAE 90.1 Standard when installed with standard bottom seal and commonly available rigid/flexible vinyl door stop.

A **Full Thermal Break** is used in the tongue-and-groove construction. This rigid vinyl extrusion seals the joints and eliminates metal-to-metal contact, which limits the transfer of temperature.



2000 series



MIAMI-DADE COUNTY APPROVED

Florida/Non-Florida Wind Load Impact/Non-Impact

Texas/Non-Texas Wind Load Impact/Non-Impact

LIMITED LIFETIME WARRANTY

2063 in uni-directional graywood with plain carriage house windows



Panel Options



Flush Model 2010
All colors except Bi-Directional wood grains
Carriage Windows p24 & 25
Ranch Windows p24 & 26
TL Windows p26
Standard Windows p24 & 27

V-Groove Model 2012
All colors except Bi-Directional wood grains
TL Windows p26

Ribbed Short Panel Model 2060
Carriage Windows p24 & 25
Model 2072
Ranch Windows p24 & 26
Model 2082
Standard Windows p24 & 27

Recessed Short Panel Model 2061
Carriage Windows p24 & 25
Model 2071
Ranch Windows p24 & 26
Model 2081
Standard Windows p24 & 27

Ribbed Long Panel Model 2064
Carriage Windows p24 & 25
Model 2074
Ranch Windows p24 & 26

Recessed Long Panel Model 2063
(Not available in 24" sections)
Carriage Windows p24 & 25
Model 2073
(Not available in 24" sections)
Ranch Windows p24 & 26

Raised Ranch Panel Model 2070
Ranch Windows p24 & 26
Model 2067 ◊
Carriage Windows p24 & 25
Model 2087 ◊
Standard Windows p24 & 27

Raised Standard Panel Model 2080
Standard Windows p24 & 27
Model 2068 ◊
Carriage Windows p24 & 25
Model 2078 ◊
Ranch Windows p24 & 26

Raised Sculptured Panel Model 2090
Standard Windows p24 & 27
Model 2069 ◊
Carriage Windows p24 & 25
Model 2079 ◊
Ranch Windows p24 & 26

◊ = Due to variances in window sizes, not all window and panel stamp configurations align.

Color Options

Wood Grain



Solid




**Additional charge for Carbon Black which includes a cool chemistry paint finish but is not recommended for projects with extreme exposures to heat and sunlight.

Due to the printing process, colors may vary.

For accurate color samples, contact a Haas Door dealer for a color selector.

FEATURES

- 1 $\frac{3}{4}$ " Thick with Full Thermal Break
- 16.18 Calculated R-Value
- Environmentally Compliant Polyurethane Insulation
- 26-Gauge Galvanized Steel
- Available with Wind Load & Impact Options
- Decorative Glass Options (pg 24)
- SelectView Options (pg 22-23)
- 35 Window Options (pg 25-27)
- Industry Leading Warranty
 - Lifetime Rust-Through & Delamination
 - 10 Year Finish
 - 6 Year Hardware
 - 3 Year Spring
 - 1 Year All Other Components



A Full Thermal Break is used in the tongue-and-groove construction of all 700 series doors. This rigid vinyl extrusion seals the joints and eliminates metal-to-metal contact, which limits the transfer of temperature.



700 series



MIAMI-DADE COUNTY APPROVED


Florida/Non-Florida Wind Load Impact/Non-Impact

Texas/Non-Texas Wind Load Impact/Non-Impact

LIMITED LIFETIME WARRANTY

764 in sandstone with 3-pane windows, hinges and handles

700 Series / 1 $\frac{3}{4}$ " thick / R-16.18



Panel Options



Flush Model 710
All colors except Bi-Directional wood grains
Carriage Windows p24 & 25
Ranch Windows p24 & 26
TL Windows p26
Standard Windows p24 & 27

V-Groove Model 712
All colors except Bi-Directional wood grains
TL Windows p26

Ribbed Short Panel Model 760
Carriage Windows p24 & 25
Model 772
Ranch Windows p24 & 26
Model 782
Standard Windows p24 & 27

Recessed Short Panel Model 761
Carriage Windows p24 & 25
Model 771
Ranch Windows p24 & 26
Model 781
Standard Windows p24 & 27

Ribbed Long Panel Model 764
Carriage Windows p24 & 25
Model 774
Ranch Windows p24 & 26

Recessed Long Panel Model 763
(Not available in 24" sections)
Carriage Windows p24 & 25
Model 773
(Not available in 24" sections)
Ranch Windows p24 & 26

Raised Ranch Panel Model 770
Ranch Windows p24 & 26
Model 767 ◊
Carriage Windows p24 & 25
Model 787 ◊
Standard Windows p24 & 27

Raised Standard Panel Model 780
Standard Windows p24 & 27
Model 768 ◊
Carriage Windows p24 & 25
Model 778 ◊
Ranch Windows p24 & 26

Raised Sculptured Panel Model 790
Standard Windows p24 & 27
Model 769 ◊
Carriage Windows p24 & 25
Model 779 ◊
Ranch Windows p24 & 26


◊ = Due to variances in window sizes, not all window and panel stamp configurations align.

Color Options

Wood Grain



Bi-Directional American Walnut* Bi-Directional English Oak Bi-Directional Ash Bi-Directional Mahogany



Uni-Directional American Walnut Uni-Directional English Oak Uni-Directional Ash Uni-Directional Mahogany




Uni-Directional Graywood

The pre-painted wood grain finish is baked on to ensure a durable and long lasting door. Steel wood grain colors feature a 10 year finish warranty.
Bi-Directionals feature a light stucco embossment. Uni-Directionals feature a wood grain embossment.
*Bi-Directional American Walnut not available on 70, 71, 72, 73, 74, 80, 81, 82 & 90 models

Solid



Polar White Almond Sandstone Bronze



Brown Gray Charcoal Carbon Black**


**Additional charge for Carbon Black which includes a cool chemistry paint finish but is not recommended for projects with extreme exposures to heat and sunlight.

Due to the printing process, colors may vary.

For accurate color samples, contact a Haas Door dealer for a color selector.

FEATURES


- 1³/₈" Thick with Full Thermal Break
- 13.45 Calculated R-Value
- Environmentally Compliant Polyurethane Insulation
- 26-Gauge Galvanized Steel
- Available with Wind Load & Impact Options
- Decorative Glass Options (pg 24)
- SelectView Options (pg 22-23)
- 35 Window Options (pg 25-27)
- Industry Leading Warranty
 - Lifetime Rust-Through & Delamination
 - 10 Year Finish
 - 6 Year Hardware
 - 3 Year Spring
 - 1 Year All Other Components



A Full Thermal Break is used in the tongue-and-groove construction of all 600 series doors. This rigid vinyl extrusion seals the joints and eliminates metal-to-metal contact, which limits the transfer of temperature.



600 series



668 in carbon black with 3-pane windows

LIMITED LIFETIME WARRANTY




600 Series / 1³/₈" thick / R-13.45



682 in mahogany with colonial windows



673 in sandstone



670 in graywood with plaine windows



660 in bi-directional american walnut with 3-pane windows

Panel Options



Flush Model 610
All colors except Bi-Directional wood grains
Carriage Windows p24 & 25
Ranch Windows p24 & 26
TL Windows p26
Standard Windows p24 & 27



V-Groove Model 612
All colors except Bi-Directional wood grains
TL Windows p26



Ribbed Short Panel Model 660
Carriage Windows p24 & 25
Model 672
Ranch Windows p24 & 26
Model 682
Standard Windows p24 & 27



Recessed Short Panel Model 661
Carriage Windows p24 & 25
Model 671
Ranch Windows p24 & 26
Model 681
Standard Windows p24 & 27



Ribbed Long Panel Model 664
Carriage Windows p24 & 25
Model 674
Ranch Windows p24 & 26



Recessed Long Panel Model 663
(Not available in 24" sections)
Carriage Windows p24 & 25
Model 673
(Not available in 24" sections)
Ranch Windows p24 & 26



Raised Ranch Panel Model 670
Ranch Windows p24 & 26
Model 667 ◊
Carriage Windows p24 & 25
Model 687 ◊
Standard Windows p24 & 27



Raised Standard Panel Model 680
Standard Windows p24 & 27
Model 668 ◊
Carriage Windows p24 & 25
Model 678 ◊
Ranch Windows p24 & 26



Raised Sculptured Panel Model 690
Standard Windows p24 & 27
Model 669 ◊
Carriage Windows p24 & 25
Model 679 ◊
Ranch Windows p24 & 26

FEATURES

- 2" Thick
- 24-Gauge Galvanized Steel
- Tongue-and-Groove Construction
- 7.45 R-Value available
- Available with Wind Load
- Decorative Glass Options (pg 24)
- SelectView Options (pg 22-23)
- 34 Window Options (pg 25-27)
- Industry Leading Warranty
 - Lifetime Rust-Through
 - 6 Year Hardware
 - 3 Year Spring
 - 1 Year All Other Components



Tongue-and-groove construction is used in the manufacturing of all 2400 series doors. The door shown includes optional polystyrene insulation panel. (exterior cross section view)



2400 series



2460 in english oak with 3-pane windows, hinges & handles

LIMITED
LIFETIME
WARRANTY

Texas/Non-Texas
Wind Load
Impact/Non-Impact


Florida/Non-Florida
Wind Load
Impact/Non-Impact

MIAMI-DADE COUNTY
APPROVED

2400 Series / 2" thick / R-7.45 available




2470 in brown with colonial windows



2461 in sandstone with 3-pane windows



2460 in polar white with 6-pane windows, hinges and handles



2480 in almond

Color Options



Insulated Laminate Back (L) - inside view

* L indicates energy efficient insulated laminate back option

** indicates panel is not available in 18" sections

Panel Options



Flush
Model 2410/2410L*
Carriage Windows p24 & 25
Ranch Windows p24 & 26
TL Windows p26
Standard Windows p24 & 27

Ribbed Short Panel**
Model 2460/2460L*
Carriage Windows p24 & 25
Model 2472/2472L*
Ranch Windows p24 & 26
Model 2482/2482L*
Standard Windows p24 & 27


Recessed Short Panel**
Model 2461/2461L*
Carriage Windows p24 & 25
Model 2471/2471L*
Ranch Windows p24 & 26
Model 2481/2481L*
Standard Windows p24 & 27

Raised Ranch Panel
Model 2470/2470L*
Ranch Windows p24 & 26

Raised Standard Panel
Model 2480/2480L*
Standard Windows p24 & 27

FEATURES

- 2" Thick
- Nominal 24-Gauge Galvanized Steel
- Tongue-and-Groove Construction
- 7.45 R-Value available
- Available with Wind Load
- Decorative Glass Options (pg 24)
- SelectView Options (pg 22-23)
- 33 Window Options (pg 25-27)
- Industry Leading Warranty
 - Lifetime Rust-Through
 - 3 Year Hardware
 - 3 Year Spring
 - 1 Year All Other Components



Tongue-and-groove construction is used in the manufacturing of all 2500 series doors. The door shown includes optional polystyrene insulation panel. (exterior cross section view)



2500 series

LIMITED
LIFETIME
WARRANTY

Florida/Non-Florida
Wind Load
Impact/Non-Impact

Texas/Non-Texas
Wind Load
Impact/Non-Impact

2560 in sandstone with 6-pane double arch windows

2500 Series / 2" thick / R-7.45 available



Color Options



Insulated Laminate Back (L) - inside view

* L indicates energy efficient insulated laminate back option

** indicates panel is not available in 18" sections

Panel Options



Ribbed Short Panel**
Model 2560/2560L*
Carrage Windows p24 & 25
Model 2572/2572L*
Ranch Windows p24 & 26
Model 2582/2582L*
Standard Windows p24 & 27

Recessed Short Panel**
Model 2561/2561L*
Carrage Windows p24 & 25
Model 2571/2571L*
Ranch Windows p24 & 26
Model 2581/2581L*
Standard Windows p24 & 27

Raised Ranch Panel
Model 2570/2570L*
Ranch Windows p24 & 26

Raised Standard Panel
Model 2580/2580L*
Standard Windows p24 & 27

SelectView Options


SelectView by Haas Door allows you to break out of the mold of a traditional garage door by placing windows in multiple patterns dependent on the window openings you desire. Whether you desire a modern take on a wood grain door or wish to match the window pattern to an entrance door, SelectView makes it easy to create a unique garage door window pattern to complement the style of your home or create a unique look. Wind Load requirements limit window placements.

Carriage House Options



- Add windows to a flush door to create a modern, custom look to fit your home.
- Available in Flush panel models.
- Available with Decorative glass, Specialty glass & inserts.
- Largest glass window size - 39 7/16" x 13 5/8".

(Possibilities shown below, many more available)




TL Options




- Take the ordinary residential door to extraordinary.
- Available in Flush and V-Groove models.
- 25" x 12" and 24" x 6" window sizes, large window frame matches door color.

(Possibilities shown below, many more available)




Standard Options



- Mix windows & standard panels for a unique look.
- Available in Raised Standard stamped panel models.
- Available with Decorative glass, Specialty glass & inserts.
- 18 3/8" x 11 3/8" window size for 5000, 2000, 700 and 600 Series – 17 3/8" x 11 3/8" window size for 2400 and 2500 Series.

(Possibilities shown below, many more available)




SelectView Options (continued)

Ranch Options



- Create curb appeal with windows and panels.
- Available in Raised Ranch stamped panel models.
- Available with Decorative glass, Specialty glass & inserts.
- 39 3/8" x 11 1/2" size window.

(Possibilities shown below, many more available)



Glass Options

Insulated

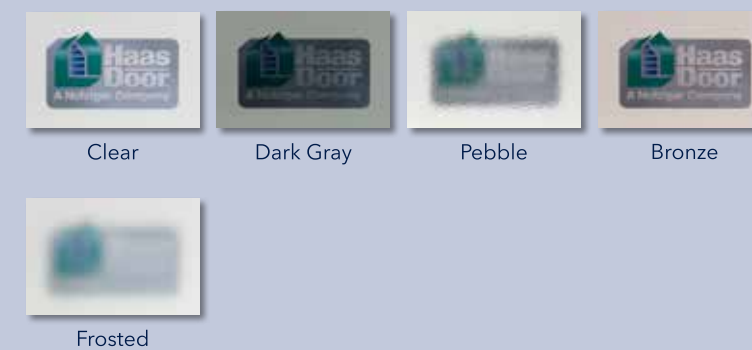


Non-Insulated



Impact Polycarbonate

(UV rating on Clear only)



Additional Residential Aluminum Non-Insulated



Decorative Glass Window Options (more details on haasdoor.com)

Carriage House Series (not available in 18" sections)

5210, 5267, 5268
2010, 2060, 2061, 2063, 2064, 2067, 2068, 2069
3/4" Insulated - Clear/Clear, Clear/Frosted

5710, 5767, 5768
710, 760, 761, 763, 764, 767, 768, 769
610, 660, 661, 663, 664, 667, 668, 669
1/2" Insulated - Clear/Clear, Clear/Frosted

2410, 2460, 2461
2560, 2561
1/8" Tempered - Clear

Emerald



Modern Craft



Prairieview



Ranch Series

5210, 5270, 5278
2010, 2070, 2071, 2072, 2073, 2074, 2078, 2079
1/2" Insulated - Clear/Clear, Clear/Frosted

5710, 5770, 5778
710, 770, 771, 772, 773, 774, 778, 779
610, 670, 671, 672, 673, 674, 678, 679
1/2" Insulated - Clear/Clear, Clear/Frosted

2410, 2470, 2471, 2472
2570, 2571, 2572
1/8" Tempered - Clear

Emerald



Modern Craft



Prairieview



Standard Series

5210, 5280, 5287
2010, 2080, 2081, 2082, 2087, 2090
1/2" Insulated - Clear/Clear, Clear/Frosted

5710, 5780, 5787
710, 780, 781, 782, 787, 790
610, 680, 681, 682, 687, 690
1/2" Insulated - Clear/Clear, Clear/Frosted

2410, 2480, 2481, 2482
2580, 2581, 2582
1/8" Tempered - Clear

Emerald



Modern Craft



Prairieview



Window Options

Carriage House Series (not available in 18" sections)

5210, 5267, 5268
2010, 2060, 2061, 2063, 2064, 2067, 2068, 2069
3/4" Insulated Tempered

5710, 5767, 5768
710, 760, 761, 763, 764, 767, 768, 769
610, 660, 661, 663, 664, 667, 668, 669
1/8" Tempered
1/2" Insulated Tempered

2410, 2460, 2461
2560, 2561
1/8" Tempered

3-Pane



3-Pane
Single Arch



3-Pane
Double Arch



4-Pane



4-Pane
Single Arch



4-Pane
Double Arch



6-Pane



6-Pane
Single Arch



6-Pane
Double Arch



8-Pane



8-Pane
Single Arch



8-Pane
Double Arch



Plain




Window Options

Ranch Series

5210, 5270, 5278
2010, 2070, 2071, 2072, 2073, 2074, 2078, 2079
1/2" Insulated Tempered

5710, 5770, 5778
710, 770, 771, 772, 773, 774, 778, 779
610, 670, 671, 672, 673, 674, 678, 679
1/8" Tempered
1/2" Insulated Tempered

2410, 2470, 2471, 2472
2570, 2571, 2572
1/8" Tempered



TL Series


TL Lite (25" x 12")



5210, 5212
2010, 2012
3/4" Insulated Tempered - Clear/Clear
Outer frame matches door color,
White inside frame

5710, 5712
710, 712
610, 612
1/2" Insulated Tempered - Clear/Clear
Outer frame matches door color,
White inside frame

Small TL Lite (24" x 6")



5210, 5212
3/4" Insulated Tempered - Clear/Clear
Outer frame available in Black or
White, White inside frame

5710, 5712
710, 712
610, 612
1/2" Insulated Tempered - Clear/Clear
Outer frame available in Black or
White, White inside frame

2410, 2410L
1/8" Tempered - Clear
Outer frame available in Black or
White, White inside frame


Window Options

Standard Series

5210, 5280, 5287
2010, 2080, 2081, 2082, 2087, 2090
1/2" Insulated Tempered

5710, 5780, 5787
710, 780, 781, 782, 787, 790
610, 680, 681, 682, 687, 690
1/8" DSB - Clear, Frosted
1/2" Insulated Tempered

2410, 2480, 2481, 2482
2580, 2581, 2582
1/8" DSB - Clear, Frosted



Residential Warranty & Product Gauge Information

American Tradition™ 9000 Series

Insulated 26 Gauge Galvanized Steel & Overlay
 Lifetime Delamination and Rust-Through Warranty
 10 Year Finish Warranty
 6 Year Hardware Warranty
 5 Year Overlay Delamination Warranty
 3 Year Spring Warranty
 1 Year All Other Components

5000 Series

Insulated 24 Gauge Aluminum
 Lifetime Delamination Warranty
 10 Year Finish Warranty
 6 Year Hardware Warranty
 3 Year Spring Warranty
 1 Year All Other Components

2400 Series

24 Gauge Galvanized Steel
 Lifetime Rust-Through Warranty
 6 Year Hardware Warranty
 3 Year Spring Warranty
 1 Year All Other Components

Residential Aluminum 360 Series

.050" Minimum Aluminum Tubular Extrusion
 6 Year Hardware Warranty
 5 Year Finish Warranty
 3 Year Spring Warranty
 1 Year All Other Components

2000, 700, 600 Series

Insulated 26 Gauge Galvanized Steel
 Lifetime Delamination and Rust-Through Warranty
 10 Year Finish Warranty
 6 Year Hardware Warranty
 3 Year Spring Warranty
 1 Year All Other Components

2500 Series

24 Gauge Nominal Galvanized Steel
 Lifetime Rust-Through Warranty
 3 Year Hardware Warranty
 3 Year Spring Warranty
 1 Year All Other Components


Wind Load

Haas garage doors are available in a wide range of design pressures for wind load requirements. Contact your local dealer for more information about wind load requirements in your area.



Advanced Paint System

All Haas garage doors include a three-tier, corrosion resistant protective finish with a polyurethane primer and a durable polyester finish coat on the interior and exterior. Haas Door's paint thickness is one of the highest in the industry.



Aluminum



Steel



Insulated Models




2400 & 2500 Series

Weather Seal

Haas garage doors include a heavy vinyl bottom weather seal that seals out the elements and repels the most hostile weather conditions.

Accessories

Optional decorative hardware is available on most models.




Hinges (optional)



Handles (optional, standard on 900 series)



Black nylon, white nylon, 10 ball steel roller



Powder Coated Hardware Options

Haas Door is Committed to Quality.

As a member of the Door and Access Systems Manufacturers Association (DASMA), Haas Door is committed to industry standards for quality and safety. In addition to these guidelines, Haas Door has developed its own quality assurance procedures.

Each raw material used in the manufacturing process is inspected daily for quality assurance. Steel used on the inside and outside skins is checked for accuracy in thickness and finish. The insulation material, a high density environmentally compliant polyurethane foam, is tested continuously on each production line to ensure that the correct density, blend of material, cure time and calculated R-values are achieved.

Samples of manufactured doors are tested for quality and durability. Doors are cycled tens of thousands of times to test the performance and endurance of the sections, hinges, springs, cables, rollers, bottom seals, and track. Strength is measured using two separate tests. Individual sections are subjected to a dead load test, and complete doors are wind load tested. This ensures that Haas garage doors will meet wind load requirements for building codes across the country.

Haas continues to perform testing outside of the manufacturing facility, as both prototype and current doors are installed in various locations and monitored for durability. External labs are also used to test specific components to ensure quality standards.

Quality people and quality products are what make Haas Door the best garage door manufacturer in the industry. Open the door to endless possibilities!



Environmental Responsibility

Haas Door Company manufactures all garage doors in the U.S. and is committed to providing quality products that are safe for our customers and to the environment. Haas garage doors are made from steel that contains 80% recycled material. A plastic thermal break, made with recycled materials, separates each door section to eliminate metal-to-metal contact and the transfer of temperature. Haas also uses environmentally compliant polyurethane insulation, which results in some of the most energy-efficient doors on the market. Good for the environment and saves energy!

Haas Door has also implemented an ongoing improvement plan to gain efficiency and reduce waste, including a recycling program for scrap metal, cardboard and plastic. Many suppliers are regional, which minimizes fuel costs, and material packaging is reused or recycled whenever possible.

American Tradition™ Wood Grains



American Walnut


- Wood grain overlays matched with an insulated steel base combine for a classic carriage house door without the maintenance of real wood.
- The 26 gauge galvanized steel features a wood grain embossment and pre-painted wood grain finish that is baked on to ensure a long lasting door.
- Wood grain steel on American Tradition doors have a 10 year finish warranty.
- Overlay boards are made from polyurethane and carry a 5 year warranty.



American Walnut with American Walnut Overlays

Due to the printing process, colors may vary. For an accurate color match, contact your Haas Door dealer for a metal color selector.

Available Wood Grain Colors



American Walnut Wood Grain Embossed



English Oak Wood Grain Embossed



Mahogany Wood Grain Embossed



Ash Wood Grain Embossed

Steel Wood Grain Model Availability Chart

	Am Walnut Uni wood grain embossment	English Oak Uni wood grain embossment	Ash Uni wood grain embossment	Mahogany Uni wood grain embossment	Am Walnut Bi stucco embossment	English Oak Bi stucco embossment	Ash Bi stucco embossment	Mahogany Bi stucco embossment
American Tradition Series	•	•	•	•				
2010 710 610	•	•	•	•				
2012 712 612	•	•	•	•				
2060 2061 2063 2064 760 761 763 764 660 661 663 664	•	•	•	•	•	•	•	•
2070 2071 2072 2073 2074 770 771 772 773 774 670 671 672 673 674	•	•	•	•		•	•	•
2080 2081 2082 2090 780 781 782 790 680 681 682 690	•	•	•	•		•	•	•

Wood Grain Warranty

Residential Aluminum 360 Series

- Limited Lifetime Warranty
- 5 Year Finish Warranty
- 6 Year Hardware Warranty
- 3 Year Spring Warranty
- 1 Year All Other Components

2000, 700, and 600 Series

- Limited Lifetime Warranty
- 10 Year Finish Warranty
- 6 Year Hardware Warranty
- 3 Year Spring Warranty
- 1 Year All Other Components

American Tradition™ Series

- Limited Lifetime Warranty
- 10 Year Finish Warranty
- 6 Year Hardware Warranty
- 5 Year Overlay Warranty
- 3 Year Spring Warranty
- 1 Year All Other Components



Mahogany



Ash

1.2
©Haas Door 2021

320 Sycamore
Wauseon, OH 43567

haasdoor.com



open the door to
endless possibilities



Wood Grain Possibilities

Aluminum Wood Grains



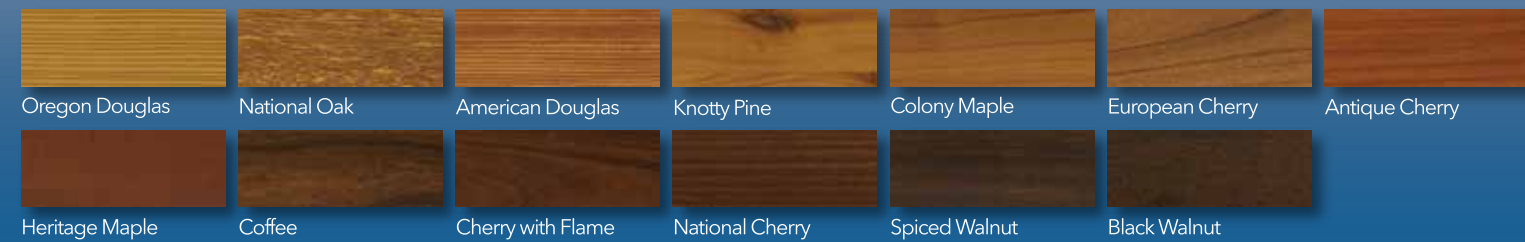
Antique Cherry

- Create a modern, contemporary look with incredibly realistic aluminum wood grain rails and a large selection of glass options.
- Also available with aluminum panels instead of glass.
- Built with commercial grade aluminum for a rust and corrosion free door.
- Durable powder coated finish with a 5 year finish warranty.
- 13 wood grain color options available in all RA360 series door models.




Antique Cherry Powder Coated

Available Powder Coated Colors




Bi-Directional Wood Grains



Ash

- A vertical wood grain pattern on the panel and stile contrasting with a horizontal pattern on the rails creates the appearance of a real wood door.
- The pre-painted wood grain finish is baked on to ensure a durable and long lasting door. Steel wood grain colors feature a 10 year finish warranty.
- Built with 26 gauge galvanized steel that features a light stucco embossment.
- Available in all insulated steel models with a stamped panel.



Ash Bi-Directional Pattern

Available Bi-Directional Colors



American Walnut Stucco Embossed Bi-Directional

English Oak Stucco Embossed Bi-Directional

Mahogany Stucco Embossed Bi-Directional

Ash Stucco Embossed Bi-Directional

Due to the printing process, colors may vary. For an accurate color match, contact your Haas Door dealer for a metal color selector.

Uni-Directional Wood Grains



Mahogany

- These authentic colors feature a wood grain pattern that runs horizontally to complement any of our insulated steel models.
- The pre-painted wood grain finish is baked on to ensure a durable and long lasting door. Steel wood grain colors feature a 10 year finish warranty.
- Built with 26 gauge galvanized steel that features a wood grain embossment.
- Available in all insulated steel models.



Ash Uni-Directional Pattern

Available Uni-Directional Colors




American Walnut Wood Grain Embossed Uni-Directional

English Oak Wood Grain Embossed Uni-Directional

Mahogany Wood Grain Embossed Uni-Directional

Ash Wood Grain Embossed Uni-Directional

Due to the printing process, colors may vary. For an accurate color match, contact your Haas Door dealer for a metal color selector.



Colony Maple

Due to the printing process, colors may vary. For an accurate color match, contact your Haas Door dealer for a metal color selector.



Spiced Walnut with Panels



Mahogany



American Walnut



English Oak



American Walnut



Rev. 4.4
©Haas Door 2022

320 Sycamore
Wauseon, OH 43567

haasdoor.com



open the door to
endless possibilities